

## South East Organ Donation Services Team

### Taking Organ Transplantation to 2020, 1 April 2019 - 31 March 2020

In 2019/20, from 232 consented donors the South East Organ Donation Services Team facilitated 167 actual solid organ donors resulting in 384 patients receiving a life-saving or life-changing transplant. Data obtained from the UK Transplant Registry.

In addition to the 167 proceeding donors there were 65 consented donors that did not proceed.

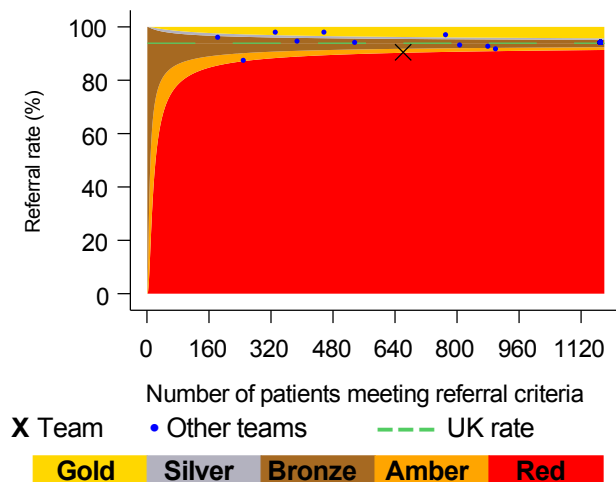
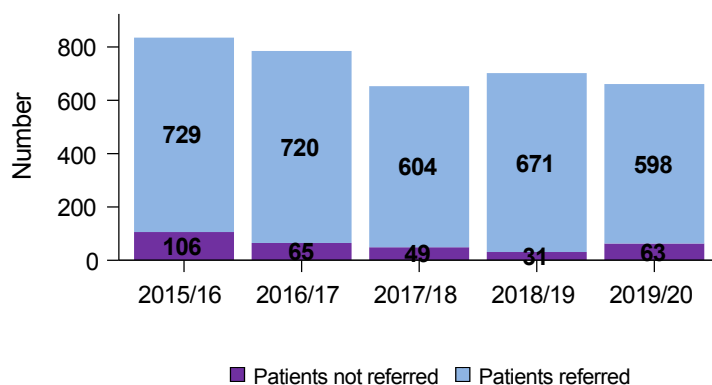
### Best quality of care in organ donation, 1 April 2019 - 29 February 2020\*

#### Referral of potential deceased organ donors

**Goal: Every patient who meets the referral criteria should be identified and referred to NHS Blood and Transplant's Organ Donation Service**

**Aim: There should be no purple on the chart**

**Aim: The team (marked with a cross) should fall within Bronze, Silver, or Gold**



598 potential organ donors were referred to the team during 2019/20. There were 63 occasions where potential organ donors were not referred.

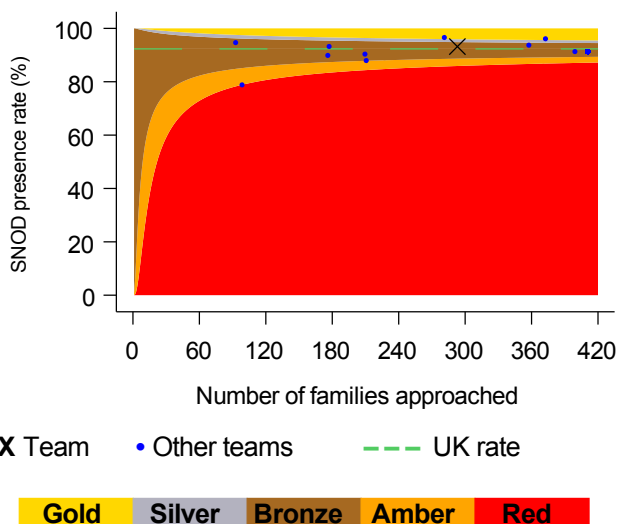
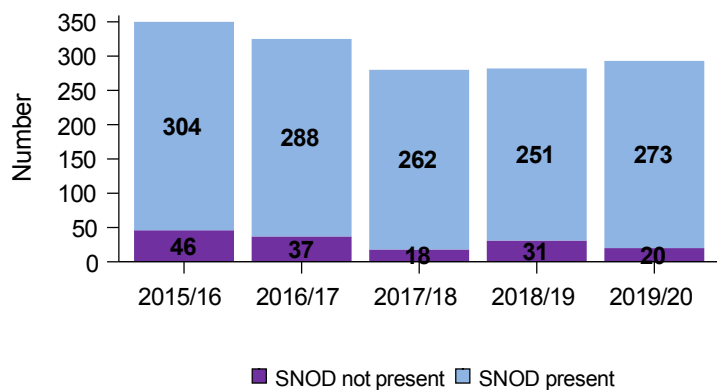
When compared with UK performance, the performance within the Trusts in the team was below average (amber) for referral of potential organ donors to NHS Blood and Transplant.

## Presence of Specialist Nurse for Organ Donation

**Goal: A Specialist Nurse for Organ Donation (SNOD) should be present during every organ donation discussion with families**

**Aim: There should be no purple on the chart**

**Aim: The team (marked with a cross) should fall within Bronze, Silver, or Gold**



A SNOD was present for 273 organ donation discussions with families during 2019/20. There were 20 occasions where a SNOD was not present.

When compared with UK performance, the performance within the Trusts in the team was average (bronze) for SNOD presence when approaching families to discuss organ donation.

## Further information

Further information on potential donors after brain death (DBD) and potential donors after circulatory death (DCD) within the region are shown below, including a UK comparison. Data obtained from the Potential Donor Audit (PDA).

	DBD		DCD		Deceased donors South	
	South East	UK	South East	UK	East	UK
Patients meeting organ donation referral criteria <sup>1</sup>	207	1845	480	5676	661	7324
Referred to Organ Donation Service	204	1828	418	5235	598	6876
<i>Referral rate %</i>	<b>B</b> 99%	99%	<b>R</b> 87%	92%	<b>A</b> 90%	94%
Neurological death tested	180	1615				
<i>Testing rate %</i>	<b>B</b> 87%	88%				
Eligible donors <sup>2</sup>	169	1542	312	3985	481	5527
Family approached	148	1368	145	1712	293	3080
Family approached and SNOD present	144	1315	129	1528	273	2843
<i>% of approaches where SNOD present</i>	<b>B</b> 97%	96%	<b>B</b> 89%	89%	<b>B</b> 93%	92%
Consent ascertained	111	983	94	1099	205	2082
<i>Consent rate %</i>	<b>B</b> 75%	72%	<b>B</b> 65%	64%	<b>B</b> 70%	68%
Actual donors (PDA data)	101	876	57	598	158	1475
<i>% of consented donors that became actual donors</i>	91%	89%	61%	54%	77%	71%

<sup>1</sup> DBD - A patient with suspected neurological death  
DCD - A patient in whom imminent death is anticipated, ie a patient receiving assisted ventilation, a clinical decision to withdraw treatment has been made and death is anticipated within 4 hours

<sup>2</sup> DBD - Death confirmed by neurological tests and no absolute contraindications to solid organ donation  
DCD - Imminent death anticipated and treatment withdrawn with no absolute contraindications to solid organ donation

Note that a patient that meets both the referral criteria for DBD and DCD organ donation is featured in both the DBD and DCD data but will only be counted once in the deceased donors total

**Gold** **Silver** **Bronze** **Amber** **Red**

For further information, including definitions, see the latest Potential Donor Audit report at [www.odt.nhs.uk/statistics-and-reports/potential-donor-audit/](http://www.odt.nhs.uk/statistics-and-reports/potential-donor-audit/)

\*Quality of care data relating to organ donation has been restricted to exclude the period most significantly impacted by the COVID-19 pandemic. Data presented include activity from 1 April 2019 to 29 February 2020.