

**East Kent Hospitals University NHS Foundation Trust**

**Taking Organ Transplantation to 2020, 1 April 2019 - 31 March 2020**

In 2019/20, from 28 consented donors the Trust facilitated 18 actual solid organ donors resulting in 48 patients receiving a life-saving or life-changing transplant. Data obtained from the UK Transplant Registry.

In addition to the 18 proceeding donors there were 10 consented donors that did not proceed.

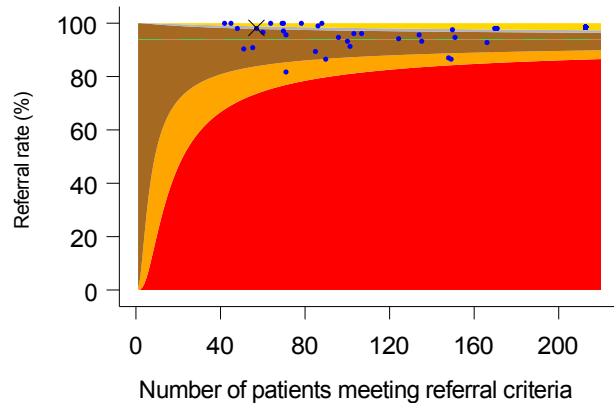
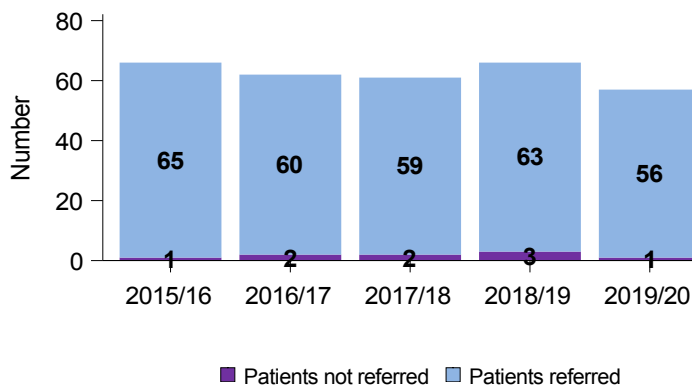
**Best quality of care in organ donation, 1 April 2019 - 29 February 2020\***

**Referral of potential deceased organ donors**

**Goal: Every patient who meets the referral criteria should be identified and referred to NHS Blood and Transplant's Organ Donation Service**

**Aim: There should be no purple on the chart**

**Aim: The Trust (marked with a cross) should fall within Bronze, Silver, or Gold**



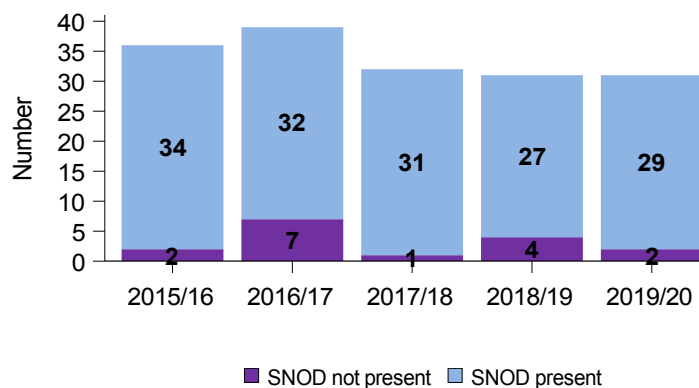
The Trust referred 56 potential organ donors during 2019/20. There was 1 occasion where a potential organ donor was not referred.

When compared with UK performance, the Trust was good (silver) for referral of potential organ donors to NHS Blood and Transplant.

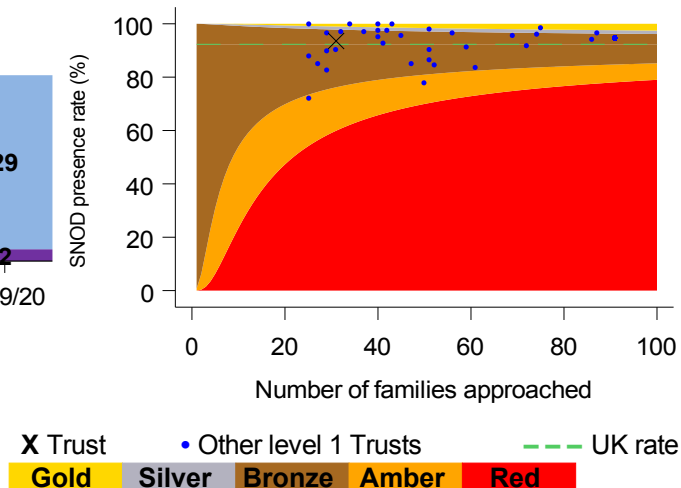
## Presence of Specialist Nurse for Organ Donation

**Goal: A Specialist Nurse for Organ Donation (SNOD) should be present during every organ donation discussion with families**

**Aim: There should be no purple on the chart**



**Aim: The Trust (marked with a cross) should fall within Bronze, Silver, or Gold**



A SNOD was present for 29 organ donation discussions with families during 2019/20. There were 2 occasions where a SNOD was not present.

When compared with UK performance, the Trust was average (bronze) for SNOD presence when approaching families to discuss organ donation.

### Why it matters

- If suitable patients are not referred, the patient's decision to be an organ donor is not honoured or the family does not get the chance to support organ donation.
- The consent rate in the UK is much higher when a SNOD is present.
- The number of patients receiving a life-saving or life-changing solid organ transplant in the UK is increasing but patients are still dying while waiting.

#### Regional donors, transplants, waiting list, and NHS Organ Donor Register (ODR) data

	South East Coast*	UK
<b>1 April 2019 - 31 March 2020</b>		
Deceased donors	100	1,582
Transplants from deceased donors	208	3,749
Deaths on the transplant list	22	394
<b>As at 29 February 2020</b>		
Active transplant list	269	6,138
Number of NHS ODR opt-in registrations (% registered)**	2,061,474 (45%)	25,980,113 (40%)

\*Regions have been defined as per former Strategic Health Authorities

\*\* % registered based on population of 4.63 million, based on ONS 2011 census data

## Further information

Further information on potential donors after brain death (DBD) and potential donors after circulatory death (DCD) at the Trust are shown below, including a UK comparison. Data obtained from the Potential Donor Audit (PDA).

	DBD		DCD		Deceased donors	
	Trust	UK	Trust	UK	Trust	UK
Patients meeting organ donation referral criteria <sup>1</sup>	29	1845	30	5676	57	7324
Referred to Organ Donation Service	29	1828	29	5235	56	6876
<i>Referral rate %</i>	<b>G</b> 100%	99%	<b>B</b> 97%	92%	<b>S</b> 98%	94%
Neurological death tested	26	1615				
<i>Testing rate %</i>	<b>B</b> 90%	88%				
Eligible donors <sup>2</sup>	26	1542	24	3985	50	5527
Family approached	23	1368	8	1712	31	3080
Family approached and SNOD present	22	1315	7	1528	29	2843
<i>% of approaches where SNOD present</i>	<b>B</b> 96%	96%	<b>B</b> 88%	89%	<b>B</b> 94%	92%
Consent ascertained	16	983	7	1099	23	2082
<i>Consent rate %</i>	<b>B</b> 70%	72%	<b>B</b> 88%	64%	<b>B</b> 74%	68%
Actual donors (PDA data)	14	876	3	598	17	1475
<i>% of consented donors that became actual donors</i>	88%	89%	43%	54%	74%	71%

<sup>1</sup> DBD - A patient with suspected neurological death  
DCD - A patient in whom imminent death is anticipated, ie a patient receiving assisted ventilation, a clinical decision to withdraw treatment has been made and death is anticipated within 4 hours

<sup>2</sup> DBD - Death confirmed by neurological tests and no absolute contraindications to solid organ donation  
DCD - Imminent death anticipated and treatment withdrawn with no absolute contraindications to solid organ donation

Note that a patient that meets both the referral criteria for DBD and DCD organ donation is featured in both the DBD and DCD data but will only be counted once in the deceased donors total

**Gold** **Silver** **Bronze** **Amber** **Red**

For further information, including definitions, see the latest Potential Donor Audit report at [www.odt.nhs.uk/statistics-and-reports/potential-donor-audit/](http://www.odt.nhs.uk/statistics-and-reports/potential-donor-audit/)

\*Quality of care data relating to organ donation has been restricted to exclude the period most significantly impacted by the COVID-19 pandemic. Data presented include activity from 1 April 2019 to 29 February 2020.