

Barts Health NHS Trust

Taking Organ Transplantation to 2020, 1 April 2019 - 31 March 2020

In 2019/20, from 47 consented donors the Trust facilitated 38 actual solid organ donors resulting in 95 patients receiving a life-saving or life-changing transplant. Data obtained from the UK Transplant Registry.

In addition to the 38 proceeding donors there were 9 consented donors that did not proceed.

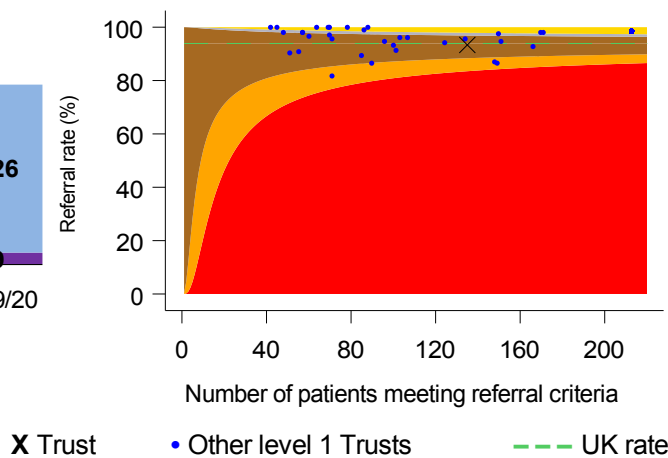
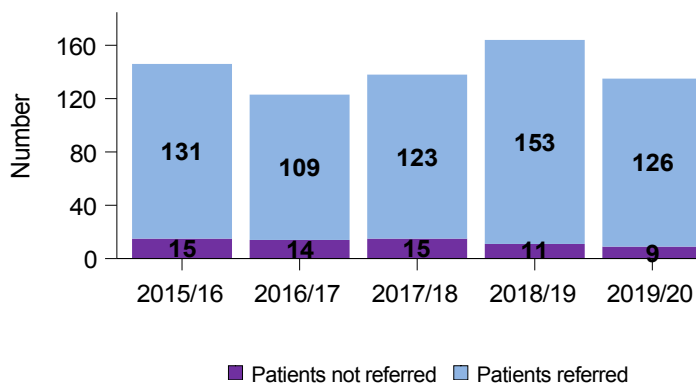
Best quality of care in organ donation, 1 April 2019 - 29 February 2020*

Referral of potential deceased organ donors

Goal: Every patient who meets the referral criteria should be identified and referred to NHS Blood and Transplant's Organ Donation Service

Aim: There should be no purple on the chart

Aim: The Trust (marked with a cross) should fall within Bronze, Silver, or Gold



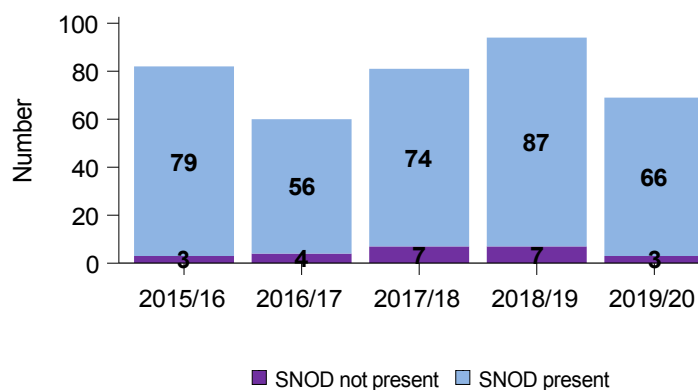
The Trust referred 126 potential organ donors during 2019/20. There were 9 occasions where potential organ donors were not referred.

When compared with UK performance, the Trust was average (bronze) for referral of potential organ donors to NHS Blood and Transplant.

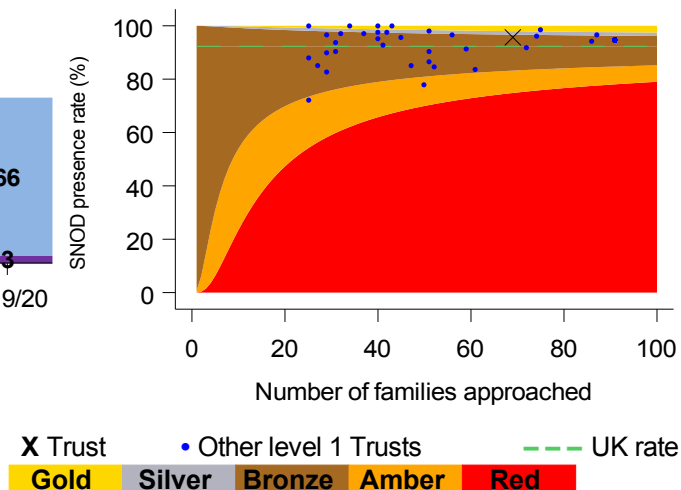
Presence of Specialist Nurse for Organ Donation

Goal: A Specialist Nurse for Organ Donation (SNOD) should be present during every organ donation discussion with families

Aim: There should be no purple on the chart



Aim: The Trust (marked with a cross) should fall within Bronze, Silver, or Gold



A SNOD was present for 66 organ donation discussions with families during 2019/20. There were 3 occasions where a SNOD was not present.

When compared with UK performance, the Trust was average (bronze) for SNOD presence when approaching families to discuss organ donation.

Why it matters

- If suitable patients are not referred, the patient's decision to be an organ donor is not honoured or the family does not get the chance to support organ donation.
- The consent rate in the UK is much higher when a SNOD is present.
- The number of patients receiving a life-saving or life-changing solid organ transplant in the UK is increasing but patients are still dying while waiting.

Regional donors, transplants, waiting list, and NHS Organ Donor Register (ODR) data

	London*	UK
1 April 2019 - 31 March 2020		
Deceased donors	277	1,582
Transplants from deceased donors	697	3,749
Deaths on the transplant list	57	394
As at 29 February 2020		
Active transplant list	1,246	6,138
Number of NHS ODR opt-in registrations (% registered)**	2,664,752 (31%)	25,980,113 (40%)

*Regions have been defined as per former Strategic Health Authorities

** % registered based on population of 8.67 million, based on ONS 2011 census data

Further information

Further information on potential donors after brain death (DBD) and potential donors after circulatory death (DCD) at the Trust are shown below, including a UK comparison. Data obtained from the Potential Donor Audit (PDA).

	DBD		DCD		Deceased donors	
	Trust	UK	Trust	UK	Trust	UK
Patients meeting organ donation referral criteria ¹	54	1845	86	5676	135	7324
Referred to Organ Donation Service	54	1828	77	5235	126	6876
<i>Referral rate %</i>	G 100%	99%	B 90%	92%	B 93%	94%
Neurological death tested	45	1615				
<i>Testing rate %</i>	B 83%	88%				
Eligible donors ²	45	1542	64	3985	109	5527
Family approached	37	1368	32	1712	69	3080
Family approached and SNOD present	37	1315	29	1528	66	2843
<i>% of approaches where SNOD present</i>	G 100%	96%	B 91%	89%	B 96%	92%
Consent ascertained	25	983	20	1099	45	2082
<i>Consent rate %</i>	B 68%	72%	B 63%	64%	B 65%	68%
Actual donors (PDA data)	20	876	14	598	34	1475
<i>% of consented donors that became actual donors</i>	80%	89%	70%	54%	76%	71%

¹ DBD - A patient with suspected neurological death
DCD - A patient in whom imminent death is anticipated, ie a patient receiving assisted ventilation, a clinical decision to withdraw treatment has been made and death is anticipated within 4 hours

² DBD - Death confirmed by neurological tests and no absolute contraindications to solid organ donation
DCD - Imminent death anticipated and treatment withdrawn with no absolute contraindications to solid organ donation

Note that a patient that meets both the referral criteria for DBD and DCD organ donation is featured in both the DBD and DCD data but will only be counted once in the deceased donors total

Gold **Silver** **Bronze** **Amber** **Red**

For further information, including definitions, see the latest Potential Donor Audit report at www.odt.nhs.uk/statistics-and-reports/potential-donor-audit/

*Quality of care data relating to organ donation has been restricted to exclude the period most significantly impacted by the COVID-19 pandemic. Data presented include activity from 1 April 2019 to 29 February 2020.