

West Hertfordshire Hospitals NHS Trust

Taking Organ Transplantation to 2020, 1 April 2019 - 31 March 2020

In 2019/20, from 9 consented donors the Trust facilitated 4 actual solid organ donors resulting in 9 patients receiving a life-saving or life-changing transplant. Data obtained from the UK Transplant Registry.

In addition to the 4 proceeding donors there were 5 consented donors that did not proceed.

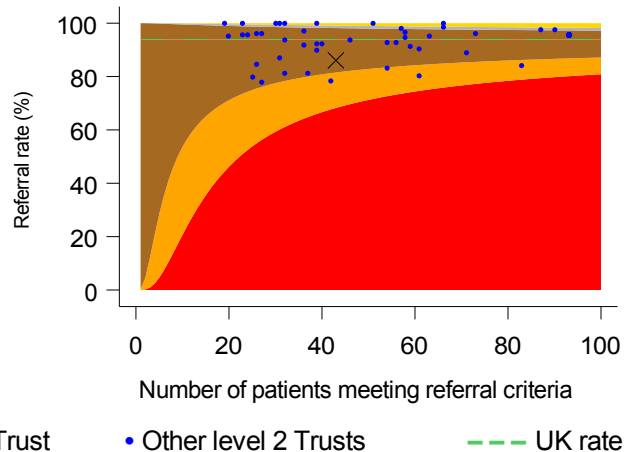
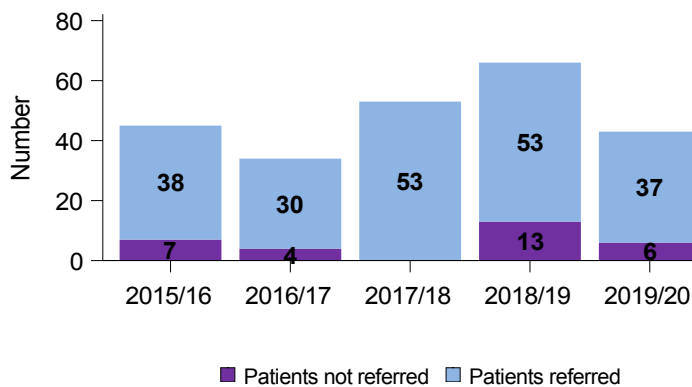
Best quality of care in organ donation, 1 April 2019 - 29 February 2020*

Referral of potential deceased organ donors

Goal: Every patient who meets the referral criteria should be identified and referred to NHS Blood and Transplant's Organ Donation Service

Aim: There should be no purple on the chart

Aim: The Trust (marked with a cross) should fall within Bronze, Silver, or Gold



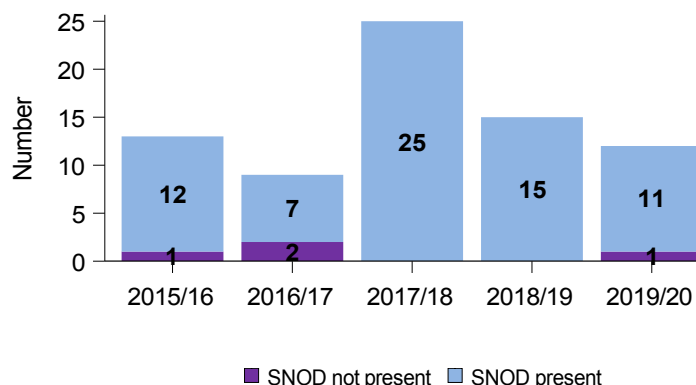
The Trust referred 37 potential organ donors during 2019/20. There were 6 occasions where potential organ donors were not referred.

When compared with UK performance, the Trust was average (bronze) for referral of potential organ donors to NHS Blood and Transplant.

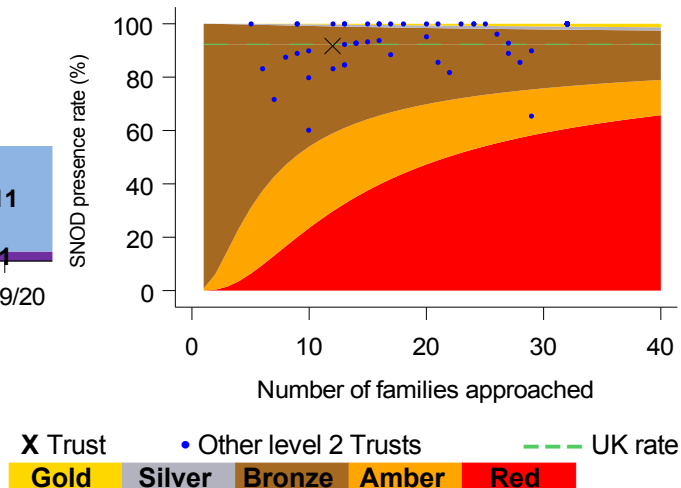
Presence of Specialist Nurse for Organ Donation

Goal: A Specialist Nurse for Organ Donation (SNOD) should be present during every organ donation discussion with families

Aim: There should be no purple on the chart



Aim: The Trust (marked with a cross) should fall within Bronze, Silver, or Gold



A SNOD was present for 11 organ donation discussions with families during 2019/20. There was 1 occasion where a SNOD was not present.

When compared with UK performance, the Trust was average (bronze) for SNOD presence when approaching families to discuss organ donation.

Why it matters

- If suitable patients are not referred, the patient's decision to be an organ donor is not honoured or the family does not get the chance to support organ donation.
- The consent rate in the UK is much higher when a SNOD is present.
- The number of patients receiving a life-saving or life-changing solid organ transplant in the UK is increasing but patients are still dying while waiting.

Regional donors, transplants, waiting list, and NHS Organ Donor Register (ODR) data

	East Of England*	UK
1 April 2019 - 31 March 2020		
Deceased donors	149	1,582
Transplants from deceased donors	379	3,749
Deaths on the transplant list	24	394
As at 29 February 2020		
Active transplant list	413	6,138
Number of NHS ODR opt-in registrations (% registered)**	2,477,888 (41%)	25,980,113 (40%)

*Regions have been defined as per former Strategic Health Authorities

** % registered based on population of 6.08 million, based on ONS 2011 census data

Further information

Further information on potential donors after brain death (DBD) and potential donors after circulatory death (DCD) at the Trust are shown below, including a UK comparison. Data obtained from the Potential Donor Audit (PDA).

	DBD		DCD		Deceased donors	
	Trust	UK	Trust	UK	Trust	UK
Patients meeting organ donation referral criteria ¹	6	1845	37	5676	43	7324
Referred to Organ Donation Service	6	1828	31	5235	37	6876
<i>Referral rate %</i>	G 100%	99%	B 84%	92%	B 86%	94%
Neurological death tested	6	1615				
<i>Testing rate %</i>	G 100%	88%				
Eligible donors ²	6	1542	24	3985	30	5527
Family approached	5	1368	7	1712	12	3080
Family approached and SNOD present	5	1315	6	1528	11	2843
<i>% of approaches where SNOD present</i>	G 100%	96%	B 86%	89%	B 92%	92%
Consent ascertained	2	983	5	1099	7	2082
<i>Consent rate %</i>	B 40%	72%	B 71%	64%	B 58%	68%
Actual donors (PDA data)	2	876	1	598	3	1475
<i>% of consented donors that became actual donors</i>	100%	89%	20%	54%	43%	71%

¹ DBD - A patient with suspected neurological death
DCD - A patient in whom imminent death is anticipated, ie a patient receiving assisted ventilation, a clinical decision to withdraw treatment has been made and death is anticipated within 4 hours

² DBD - Death confirmed by neurological tests and no absolute contraindications to solid organ donation
DCD - Imminent death anticipated and treatment withdrawn with no absolute contraindications to solid organ donation

Note that a patient that meets both the referral criteria for DBD and DCD organ donation is featured in both the DBD and DCD data but will only be counted once in the deceased donors total

Gold **Silver** **Bronze** **Amber** **Red**

For further information, including definitions, see the latest Potential Donor Audit report at www.odt.nhs.uk/statistics-and-reports/potential-donor-audit/

*Quality of care data relating to organ donation has been restricted to exclude the period most significantly impacted by the COVID-19 pandemic. Data presented include activity from 1 April 2019 to 29 February 2020.