

**East and North Hertfordshire NHS Trust**

**Taking Organ Transplantation to 2020, 1 April 2019 - 31 March 2020**

In 2019/20, from 22 consented donors the Trust facilitated 15 actual solid organ donors resulting in 34 patients receiving a life-saving or life-changing transplant. Data obtained from the UK Transplant Registry.

In addition to the 15 proceeding donors there were 7 consented donors that did not proceed.

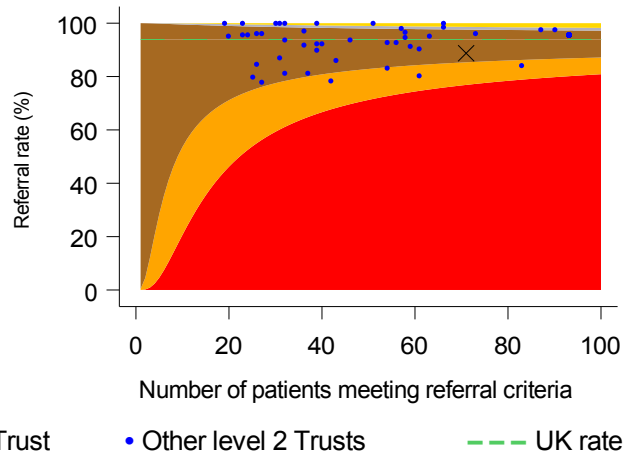
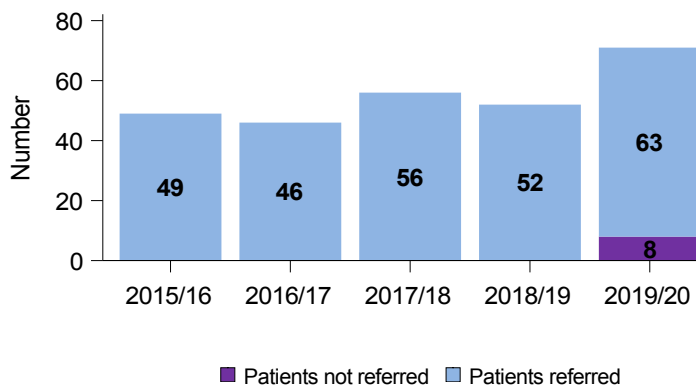
**Best quality of care in organ donation, 1 April 2019 - 29 February 2020\***

**Referral of potential deceased organ donors**

**Goal: Every patient who meets the referral criteria should be identified and referred to NHS Blood and Transplant's Organ Donation Service**

**Aim: There should be no purple on the chart**

**Aim: The Trust (marked with a cross) should fall within Bronze, Silver, or Gold**



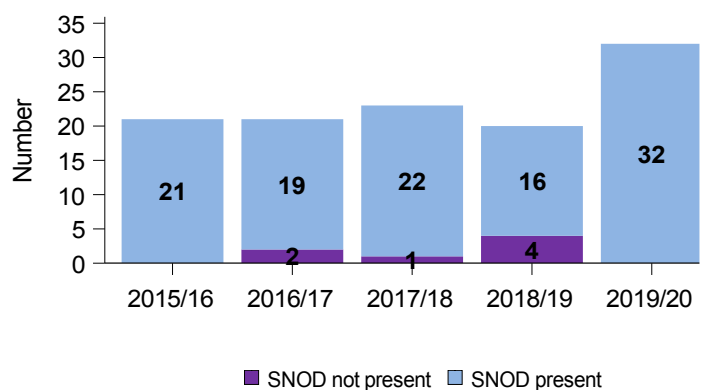
The Trust referred 63 potential organ donors during 2019/20. There were 8 occasions where potential organ donors were not referred.

When compared with UK performance, the Trust was average (bronze) for referral of potential organ donors to NHS Blood and Transplant.

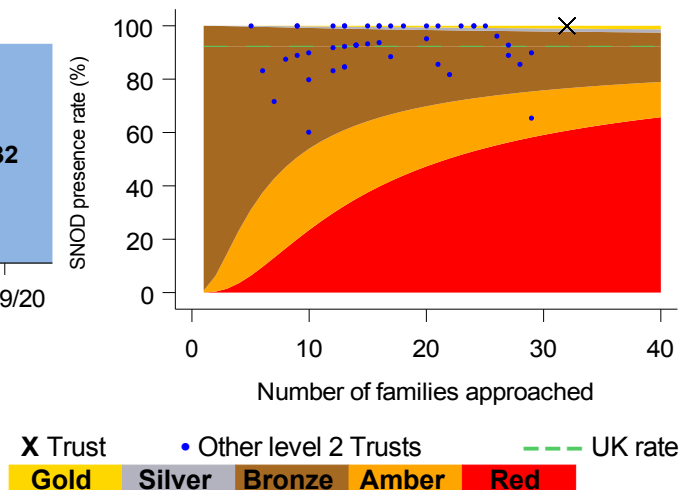
## Presence of Specialist Nurse for Organ Donation

**Goal: A Specialist Nurse for Organ Donation (SNOD) should be present during every organ donation discussion with families**

**Aim: There should be no purple on the chart**



**Aim: The Trust (marked with a cross) should fall within Bronze, Silver, or Gold**



A SNOD was present for 32 organ donation discussions with families during 2019/20. There were no occasions where a SNOD was not present.

When compared with UK performance, the Trust was exceptional (gold) for SNOD presence when approaching families to discuss organ donation.

### Why it matters

- If suitable patients are not referred, the patient's decision to be an organ donor is not honoured or the family does not get the chance to support organ donation.
- The consent rate in the UK is much higher when a SNOD is present.
- The number of patients receiving a life-saving or life-changing solid organ transplant in the UK is increasing but patients are still dying while waiting.

#### Regional donors, transplants, waiting list, and NHS Organ Donor Register (ODR) data

	East Of England*	UK
<b>1 April 2019 - 31 March 2020</b>		
Deceased donors	149	1,582
Transplants from deceased donors	379	3,749
Deaths on the transplant list	24	394
<b>As at 29 February 2020</b>		
Active transplant list	413	6,138
Number of NHS ODR opt-in registrations (% registered)**	2,477,888 (41%)	25,980,113 (40%)

\*Regions have been defined as per former Strategic Health Authorities

\*\* % registered based on population of 6.08 million, based on ONS 2011 census data

## Further information

Further information on potential donors after brain death (DBD) and potential donors after circulatory death (DCD) at the Trust are shown below, including a UK comparison. Data obtained from the Potential Donor Audit (PDA).

	DBD		DCD		Deceased donors	
	Trust	UK	Trust	UK	Trust	UK
Patients meeting organ donation referral criteria <sup>1</sup>	16	1845	56	5676	71	7324
Referred to Organ Donation Service	16	1828	48	5235	63	6876
<i>Referral rate %</i>	<b>G</b> 100%	99%	<b>B</b> 86%	92%	<b>B</b> 89%	94%
Neurological death tested	15	1615				
<i>Testing rate %</i>	<b>B</b> 94%	88%				
Eligible donors <sup>2</sup>	15	1542	44	3985	59	5527
Family approached	14	1368	18	1712	32	3080
Family approached and SNOD present	14	1315	18	1528	32	2843
<i>% of approaches where SNOD present</i>	<b>G</b> 100%	96%	<b>G</b> 100%	89%	<b>G</b> 100%	92%
Consent ascertained	8	983	14	1099	22	2082
<i>Consent rate %</i>	<b>B</b> 57%	72%	<b>B</b> 78%	64%	<b>B</b> 69%	68%
Actual donors (PDA data)	7	876	8	598	15	1475
<i>% of consented donors that became actual donors</i>	88%	89%	57%	54%	68%	71%

<sup>1</sup> DBD - A patient with suspected neurological death  
DCD - A patient in whom imminent death is anticipated, ie a patient receiving assisted ventilation, a clinical decision to withdraw treatment has been made and death is anticipated within 4 hours

<sup>2</sup> DBD - Death confirmed by neurological tests and no absolute contraindications to solid organ donation  
DCD - Imminent death anticipated and treatment withdrawn with no absolute contraindications to solid organ donation

Note that a patient that meets both the referral criteria for DBD and DCD organ donation is featured in both the DBD and DCD data but will only be counted once in the deceased donors total

**Gold** **Silver** **Bronze** **Amber** **Red**

For further information, including definitions, see the latest Potential Donor Audit report at [www.odt.nhs.uk/statistics-and-reports/potential-donor-audit/](http://www.odt.nhs.uk/statistics-and-reports/potential-donor-audit/)

\*Quality of care data relating to organ donation has been restricted to exclude the period most significantly impacted by the COVID-19 pandemic. Data presented include activity from 1 April 2019 to 29 February 2020.