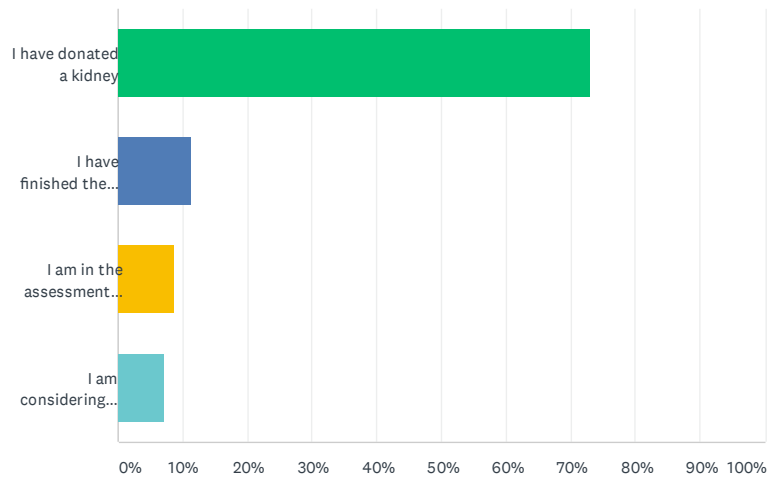


Q1 To begin with, please indicate which of these best applies to you.

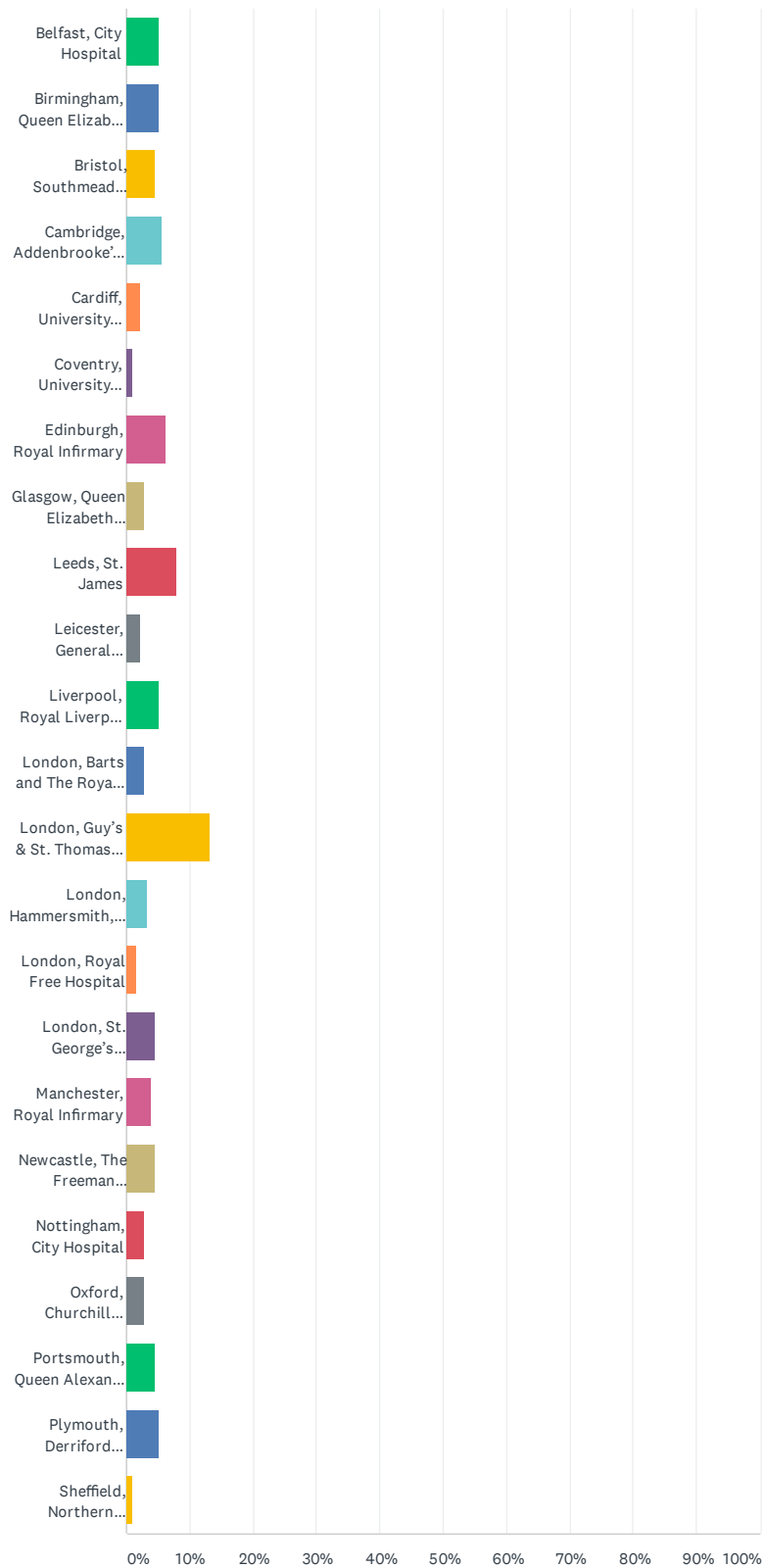
Answered: 240 Skipped: 0



ANSWER CHOICES	RESPONSES	
I have donated a kidney	72.92%	175
I have finished the assessment process for living kidney donation but I am waiting for a donation date	11.25%	27
I am in the assessment process for living kidney donation but I have not completed it	8.75%	21
I am considering donating a kidney but I have not yet made contact with a living donor team	7.08%	17
TOTAL		240

Q2 At which transplant centre did you donate?

Answered: 174 Skipped: 66

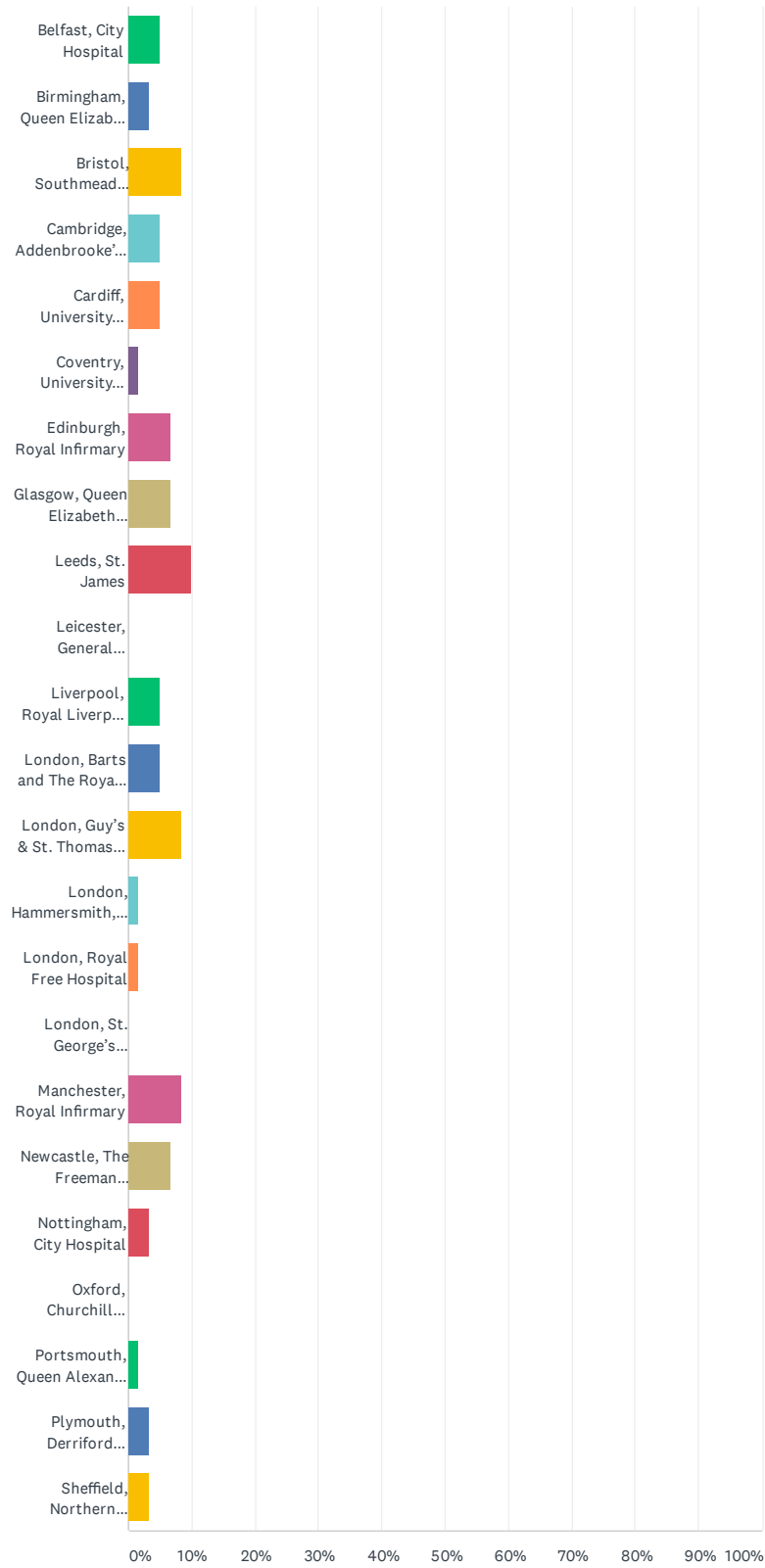


Living Donation Survey 2020

ANSWER CHOICES	RESPONSES	
Belfast, City Hospital	5.17%	9
Birmingham, Queen Elizabeth Hospital	5.17%	9
Bristol, Southmead Hospital	4.60%	8
Cambridge, Addenbrooke's Hospital	5.75%	10
Cardiff, University Hospital of Wales	2.30%	4
Coventry, University Hospital Walsgrave	1.15%	2
Edinburgh, Royal Infirmary	6.32%	11
Glasgow, Queen Elizabeth University Hospital	2.87%	5
Leeds, St. James	8.05%	14
Leicester, General Hospital	2.30%	4
Liverpool, Royal Liverpool University Hospital	5.17%	9
London, Barts and The Royal London	2.87%	5
London, Guy's & St. Thomas' NHS Foundation Trust	13.22%	23
London, Hammersmith, West London Renal Transplant Centre	3.45%	6
London, Royal Free Hospital	1.72%	3
London, St. George's Hospital	4.60%	8
Manchester, Royal Infirmary	4.02%	7
Newcastle, The Freeman Hospital	4.60%	8
Nottingham, City Hospital	2.87%	5
Oxford, Churchill Hospital	2.87%	5
Portsmouth, Queen Alexandra Hospital	4.60%	8
Plymouth, Derriford Hospital	5.17%	9
Sheffield, Northern General Hospital	1.15%	2
TOTAL		174

Q3 In which transplant centre would your donation take place if it went ahead?

Answered: 60 Skipped: 180

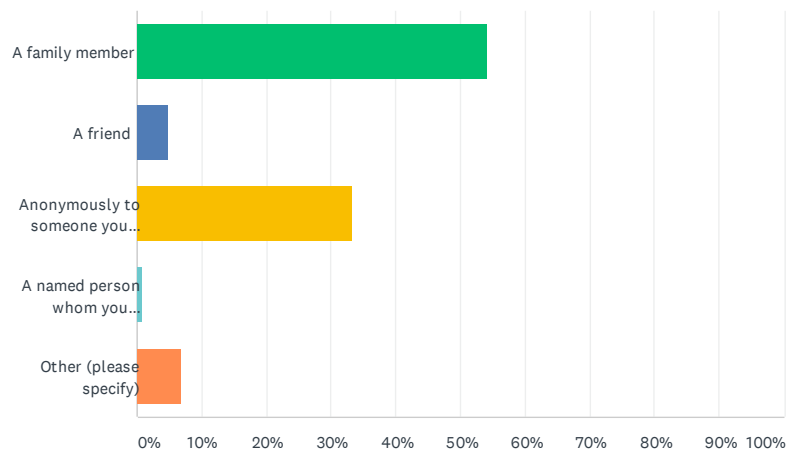


Living Donation Survey 2020

ANSWER CHOICES	RESPONSES	
Belfast, City Hospital	5.00%	3
Birmingham, Queen Elizabeth Hospital	3.33%	2
Bristol, Southmead Hospital	8.33%	5
Cambridge, Addenbrooke's Hospital	5.00%	3
Cardiff, University Hospital of Wales	5.00%	3
Coventry, University Hospital Walsgrave	1.67%	1
Edinburgh, Royal Infirmary	6.67%	4
Glasgow, Queen Elizabeth University Hospital	6.67%	4
Leeds, St. James	10.00%	6
Leicester, General Hospital	0.00%	0
Liverpool, Royal Liverpool University Hospital	5.00%	3
London, Barts and The Royal London	5.00%	3
London, Guy's & St. Thomas' NHS Foundation Trust	8.33%	5
London, Hammersmith, West London Renal Transplant Centre	1.67%	1
London, Royal Free Hospital	1.67%	1
London, St. George's Hospital	0.00%	0
Manchester, Royal Infirmary	8.33%	5
Newcastle, The Freeman Hospital	6.67%	4
Nottingham, City Hospital	3.33%	2
Oxford, Churchill Hospital	0.00%	0
Portsmouth, Queen Alexandra Hospital	1.67%	1
Plymouth, Derriford Hospital	3.33%	2
Sheffield, Northern General Hospital	3.33%	2
TOTAL		60

Q4 To whom did you donate/are you considering donating to?

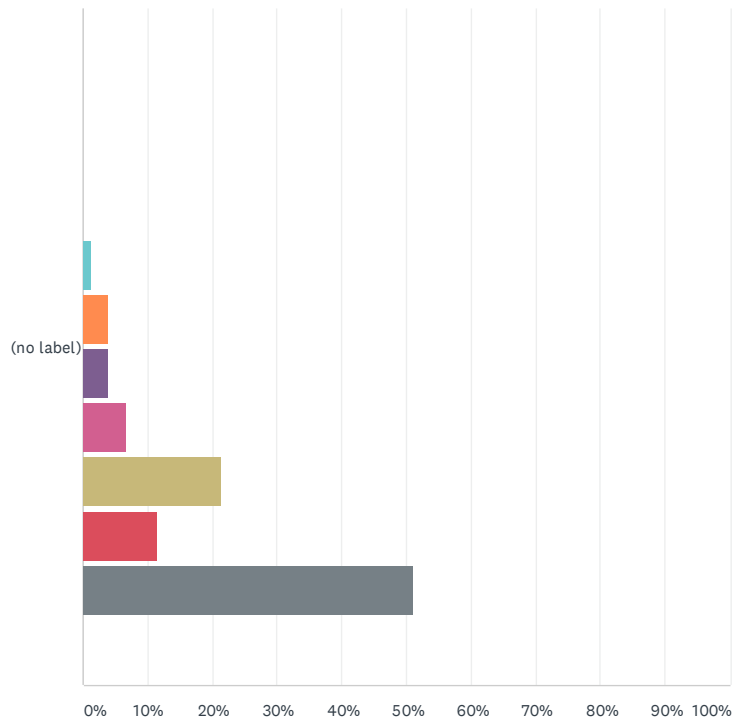
Answered: 229 Skipped: 11



ANSWER CHOICES	RESPONSES
A family member	54.15% 124
A friend	4.80% 11
Anonymously to someone you don't know (a stranger)	33.19% 76
A named person whom you identified in need of a transplant but did not know previously (e.g. via media/social media)	0.87% 2
Other (please specify)	6.99% 16
TOTAL	229

Q5 Please now think about the Covid-19 outbreak in the UK and indicate how serious or not serious the outbreak is for the UK countries, in your opinion. Please use a scale of 1 to 10 where 1 = Not Serious at All and 10 = Extremely Serious

Answered: 225 Skipped: 15

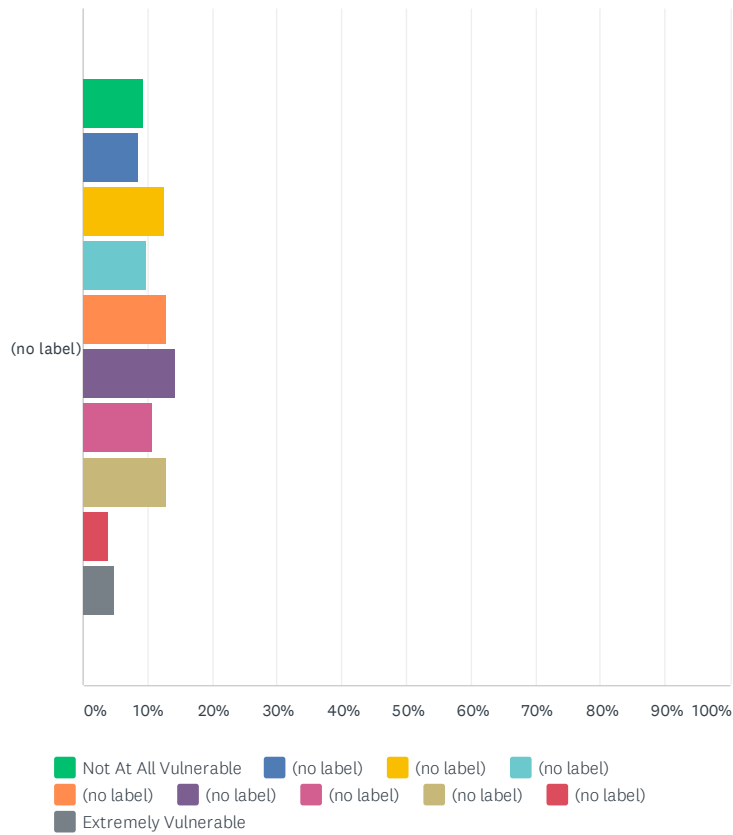


■ Not Serious at All
 ■ (no label)
 ■ (no label)
 ■ (no label)
 ■ (no label)
 ■ (no label)
 ■ (no label)
 ■ (no label)
 ■ (no label)
 ■ Extremely Serious

	NOT SERIOUS AT ALL	(NO LABEL)	(NO LABEL)	(NO LABEL)	(NO LABEL)	(NO LABEL)	(NO LABEL)	(NO LABEL)	(NO LABEL)	(NO LABEL)	EXTREMELY SERIOUS	TOTAL	WEIGHTED AVERAGE
(no label)	0.00%	0.00%	0.00%	1.33%	4.00%	4.00%	6.67%	21.33%	11.56%	51.11%		225	8.82
	0	0	0	3	9	9	15	48	26	115			

Q6 How vulnerable do you feel to Covid-19 personally in your daily life, again using a scale from 1 to 10 where 1= Not At All Vulnerable and 10 = Extremely Vulnerable

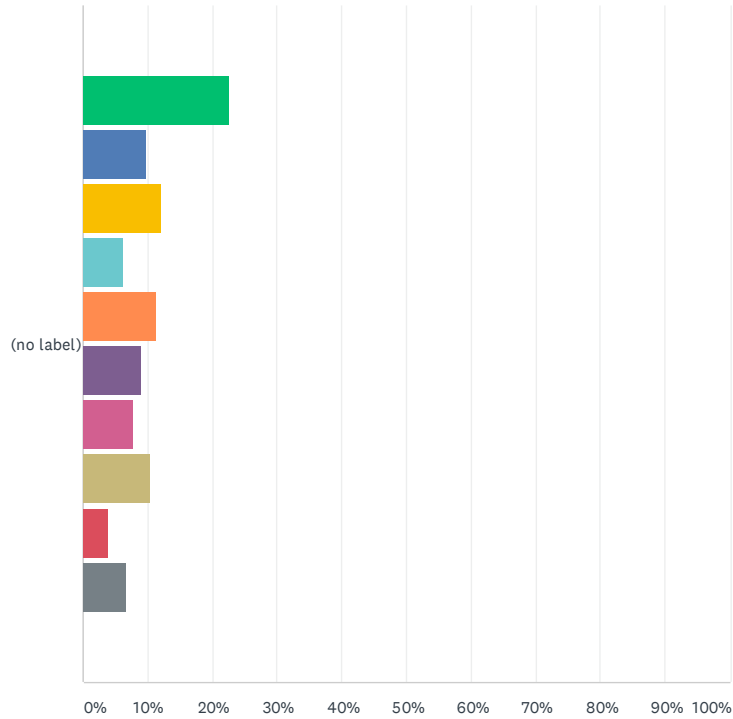
Answered: 224 Skipped: 16



	NOT AT ALL VULNERABLE	(NO LABEL)	(NO LABEL)	(NO LABEL)	(NO LABEL)	(NO LABEL)	(NO LABEL)	(NO LABEL)	(NO LABEL)	EXTREMELY VULNERABLE	TOTAL	WEIG AVEF
(no label)	9.38% 21	8.48% 19	12.50% 28	9.82% 22	12.95% 29	14.29% 32	10.71% 24	12.95% 29	4.02% 9	4.91% 11	224	

Q7 How much has Covid-19 impacted on how safe you feel about being within an NHS venue for your assessment/donation/follow up appointments? Again, please indicate on a scale from 1 to 10 where 1= Not At All Impacted and 10 = Extremely Impacted

Answered: 222 Skipped: 18

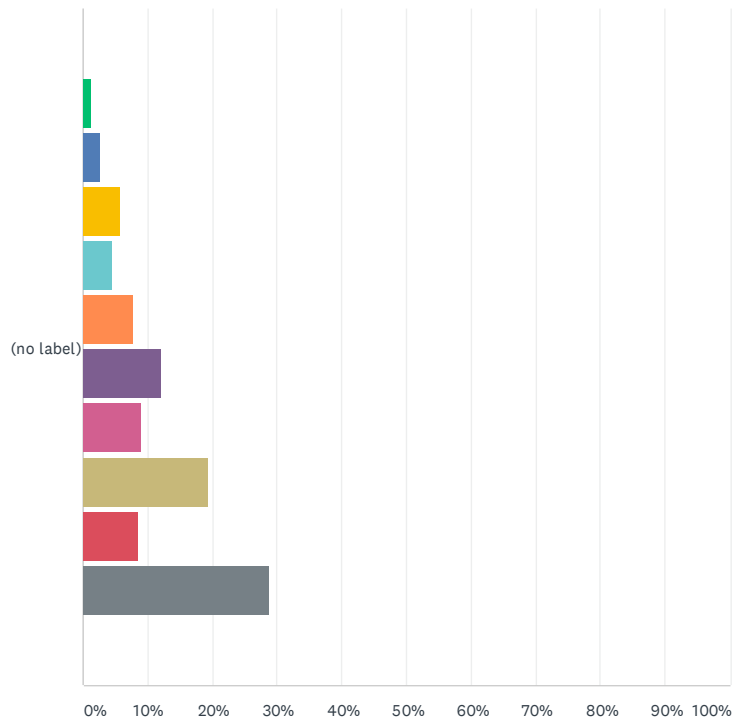


■ Not At All Impacted
 ■ (no label)
 ■ (no label)
 ■ (no label)
 ■ (no label)
 ■ (no label)
 ■ (no label)
 ■ (no label)
 ■ (no label)
 ■ Extremely Impacted

	NOT AT ALL IMPACTED	(NO LABEL)	(NO LABEL)	(NO LABEL)	(NO LABEL)	(NO LABEL)	(NO LABEL)	(NO LABEL)	(NO LABEL)	(NO LABEL)	EXTREMELY IMPACTED	TOTAL	WEIGHTED AVERAGE
(no label)	22.52% 50	9.91% 22	12.16% 27	6.31% 14	11.26% 25	9.01% 20	7.66% 17	10.36% 23	4.05% 9	6.76% 15	222	4.5	

Q8 Finally for this section, how worried are you that there will be a second wave of the Covid-19 outbreak in the near future? Use a scale from 1 to 10 there 1= Not At All Worried and 10 = Extremely Worried

Answered: 222 Skipped: 18

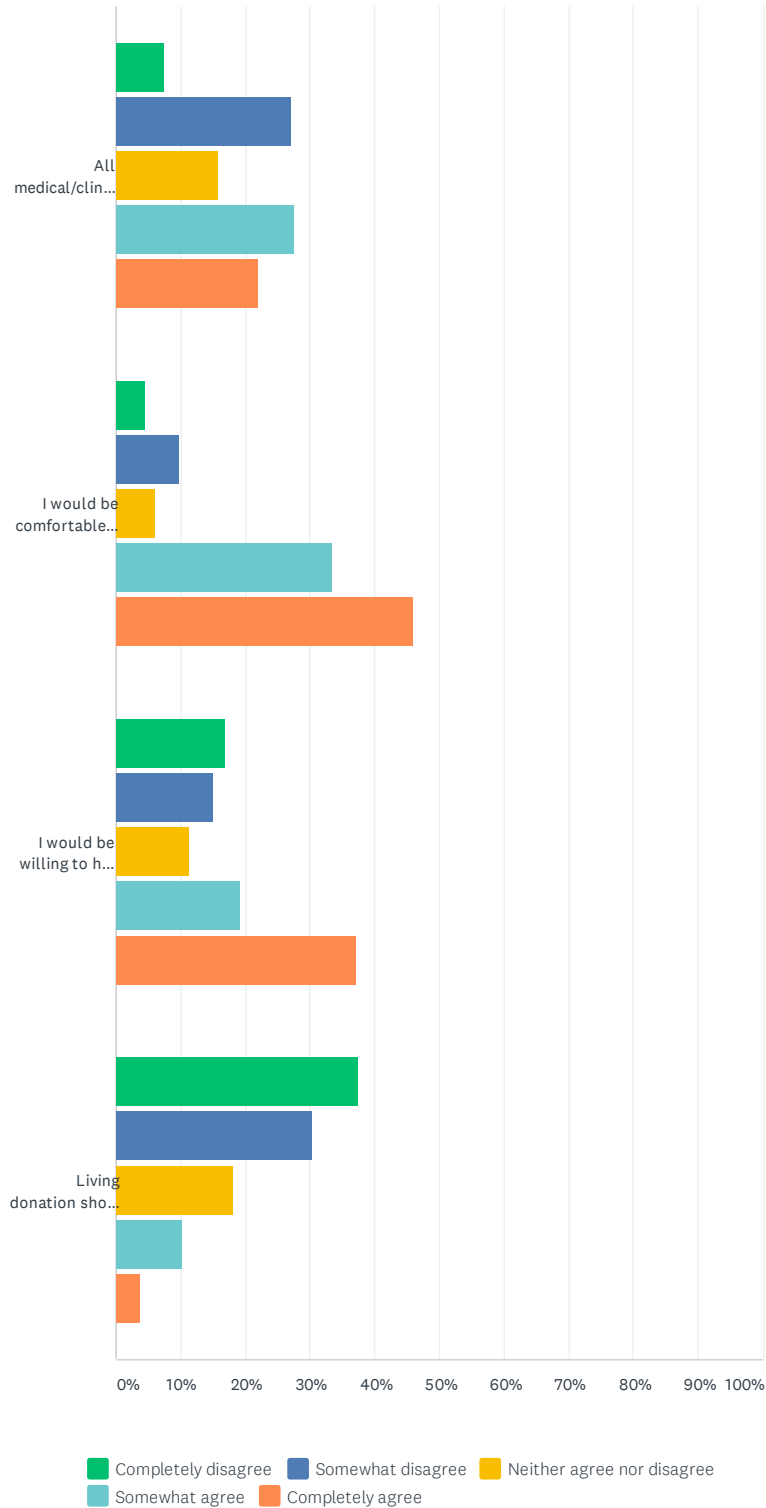


■ Not At All Worried
 ■ (no label)
 ■ (no label)
 ■ (no label)
 ■ (no label)
 ■ (no label)
 ■ (no label)
 ■ (no label)
 ■ (no label)
 ■ Extremely Worried

	NOT AT ALL WORRIED	(NO LABEL)	(NO LABEL)	(NO LABEL)	(NO LABEL)	(NO LABEL)	(NO LABEL)	(NO LABEL)	(NO LABEL)	(NO LABEL)	EXTREMELY WORRIED	TOTAL	WEIGHTED AVERAGE
(no label)	1.35%	2.70%	5.86%	4.50%	7.66%	12.16%	9.01%	19.37%	8.56%	28.83%		222	7.3:
	3	6	13	10	17	27	20	43	19	64			

Q9 We would now like to ask you a few questions about what you think could be done to make the whole donation process easier and safer in the context of the Covid-19 outbreak. Firstly, please read the statements below and indicate to what extent you agree or disagree with each one, thinking about your own experience. If you have already donated, please answer these questions as you would if you were donating now.

Answered: 215 Skipped: 25

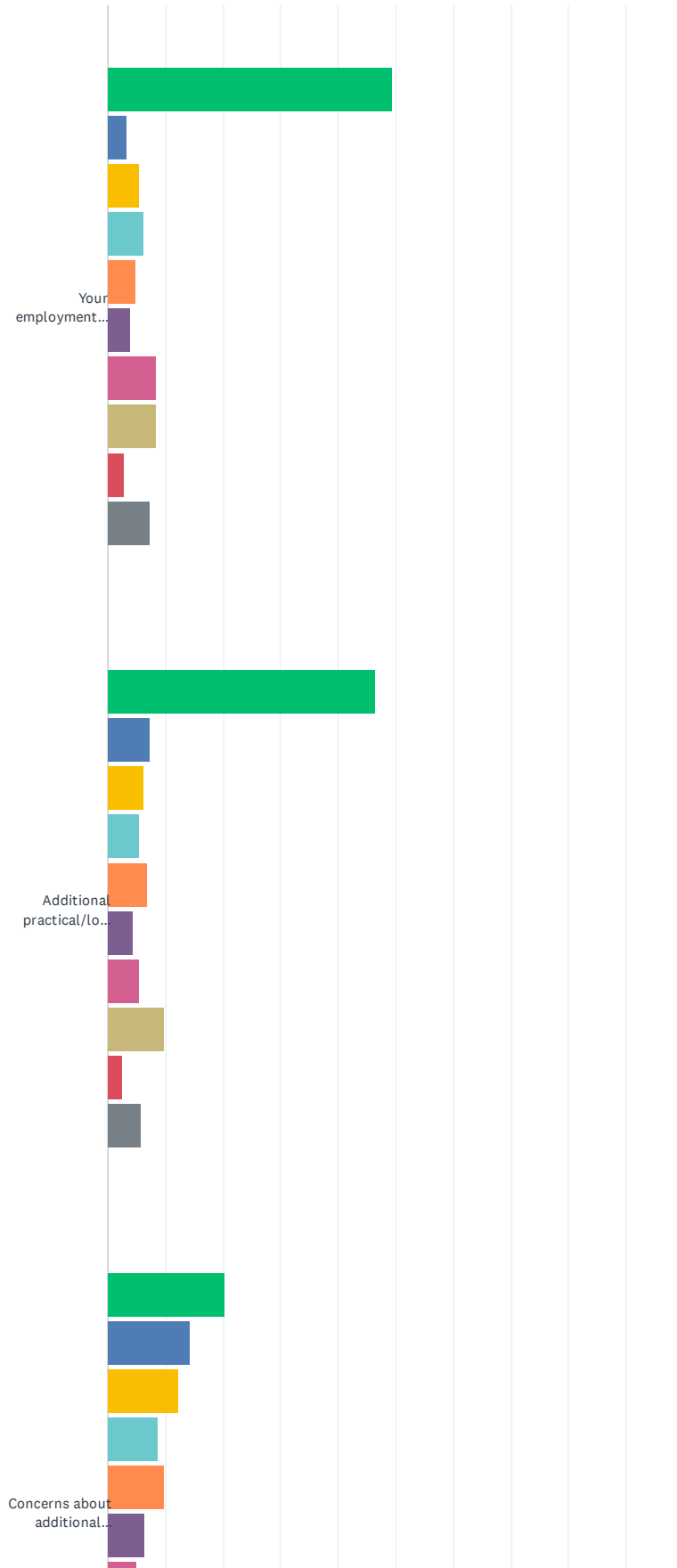


Living Donation Survey 2020

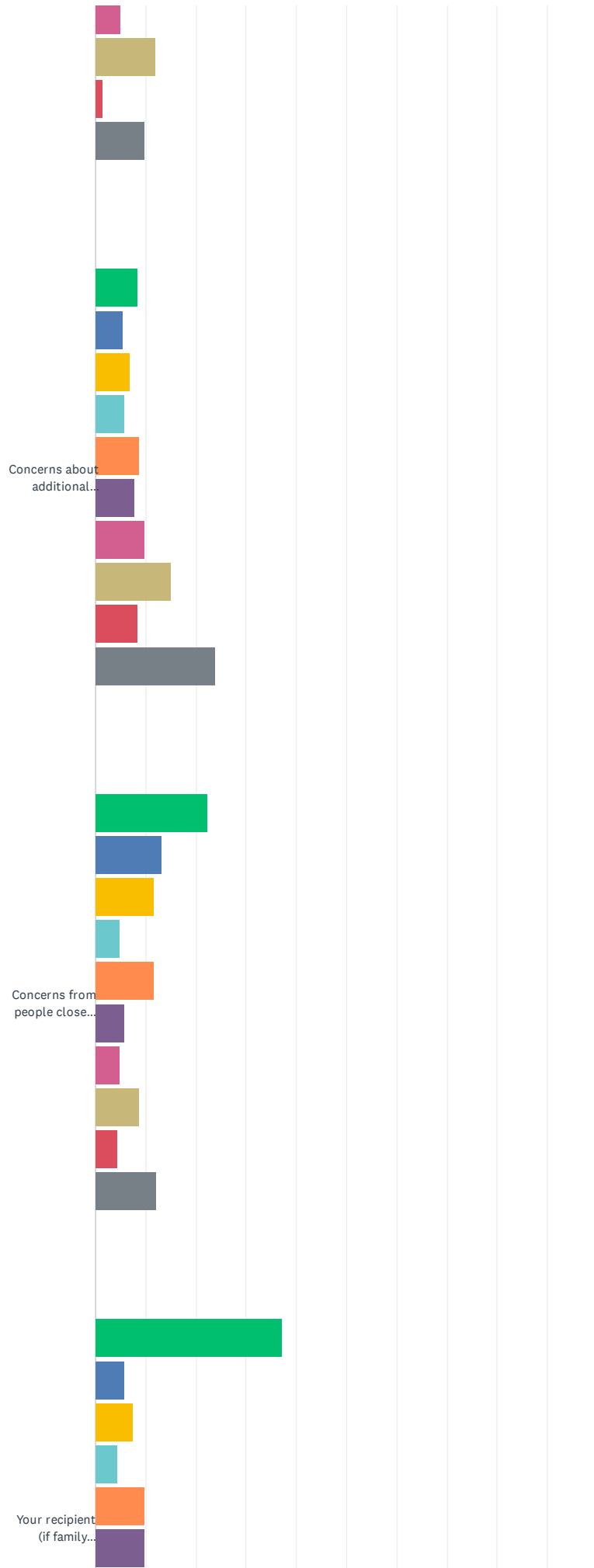
	COMPLETELY DISAGREE	SOMEWHAT DISAGREE	NEITHER AGREE NOR DISAGREE	SOMEWHAT AGREE	COMPLETELY AGREE	TOTAL	WEIGHTED AVERAGE
All medical/clinical assessments with the clinical team should be done face to face	7.48% 16	27.10% 58	15.89% 34	27.57% 59	21.96% 47	214	3.29
I would be comfortable with some of my assessment taking place remotely, i.e. via Skype, Zoom, FaceTime video call or similar arrangements	4.65% 10	9.77% 21	6.05% 13	33.49% 72	46.05% 99	215	4.07
I would be willing to have donor surgery in a different transplant centre from the one in which I was assessed	16.98% 36	15.09% 32	11.32% 24	19.34% 41	37.26% 79	212	3.45
Living donation should be delayed until the requirement for social distancing has been removed by the Government	37.38% 80	30.37% 65	18.22% 39	10.28% 22	3.74% 8	214	2.13

Q10 Thinking specifically about Covid-19, please indicate to what extent would each of the following influence your decision to proceed or not with the donation? Please use a scale from 1 to 10 where 1 = Not At All Influence and 10 = Completely Influence

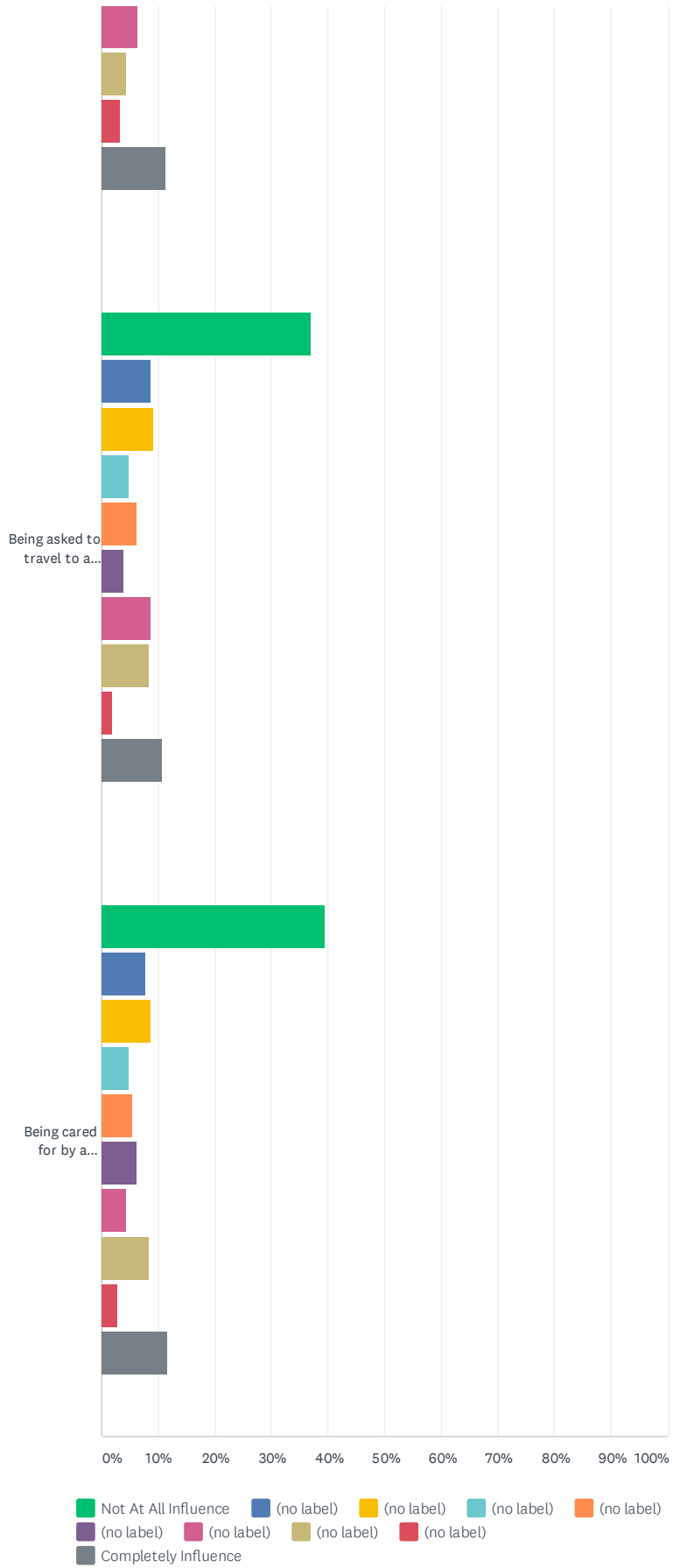
Answered: 205 Skipped: 35



Living Donation Survey 2020



Living Donation Survey 2020

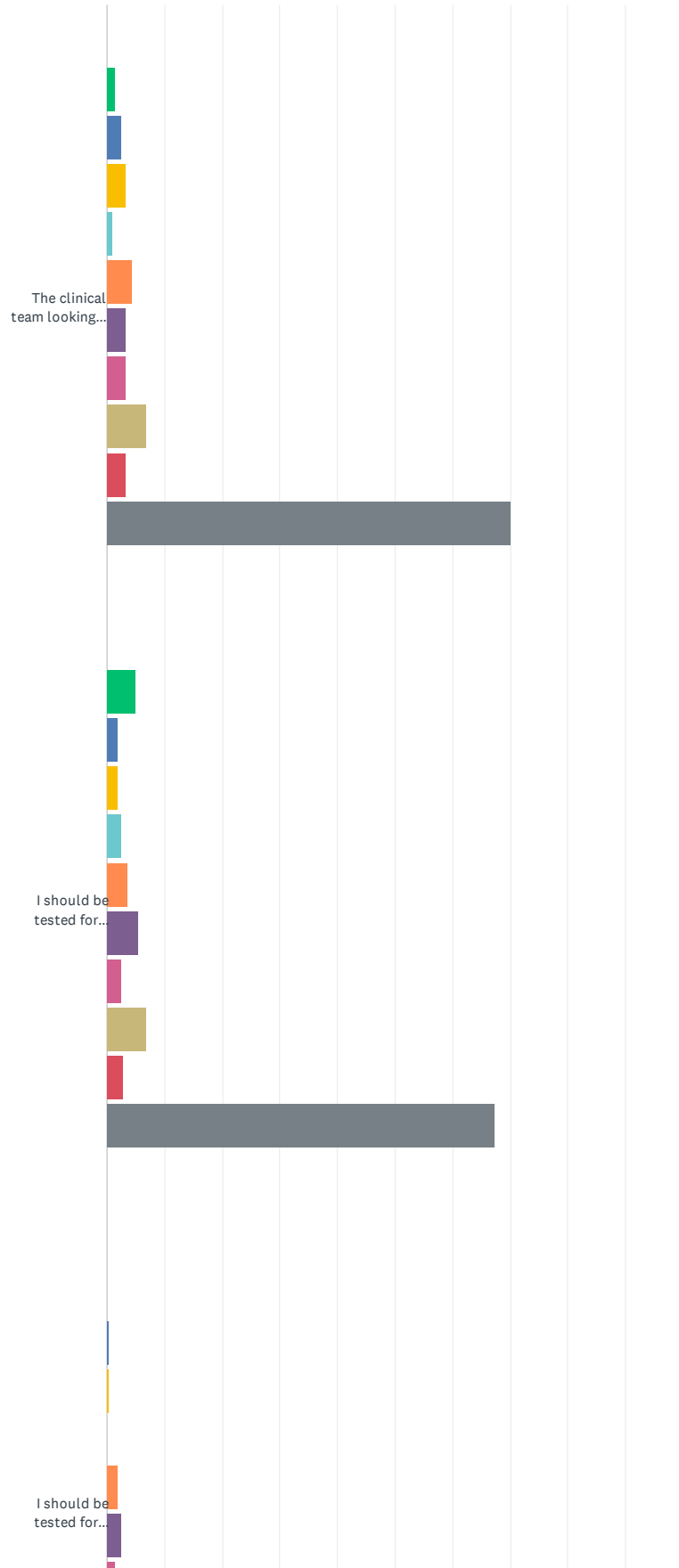


Living Donation Survey 2020

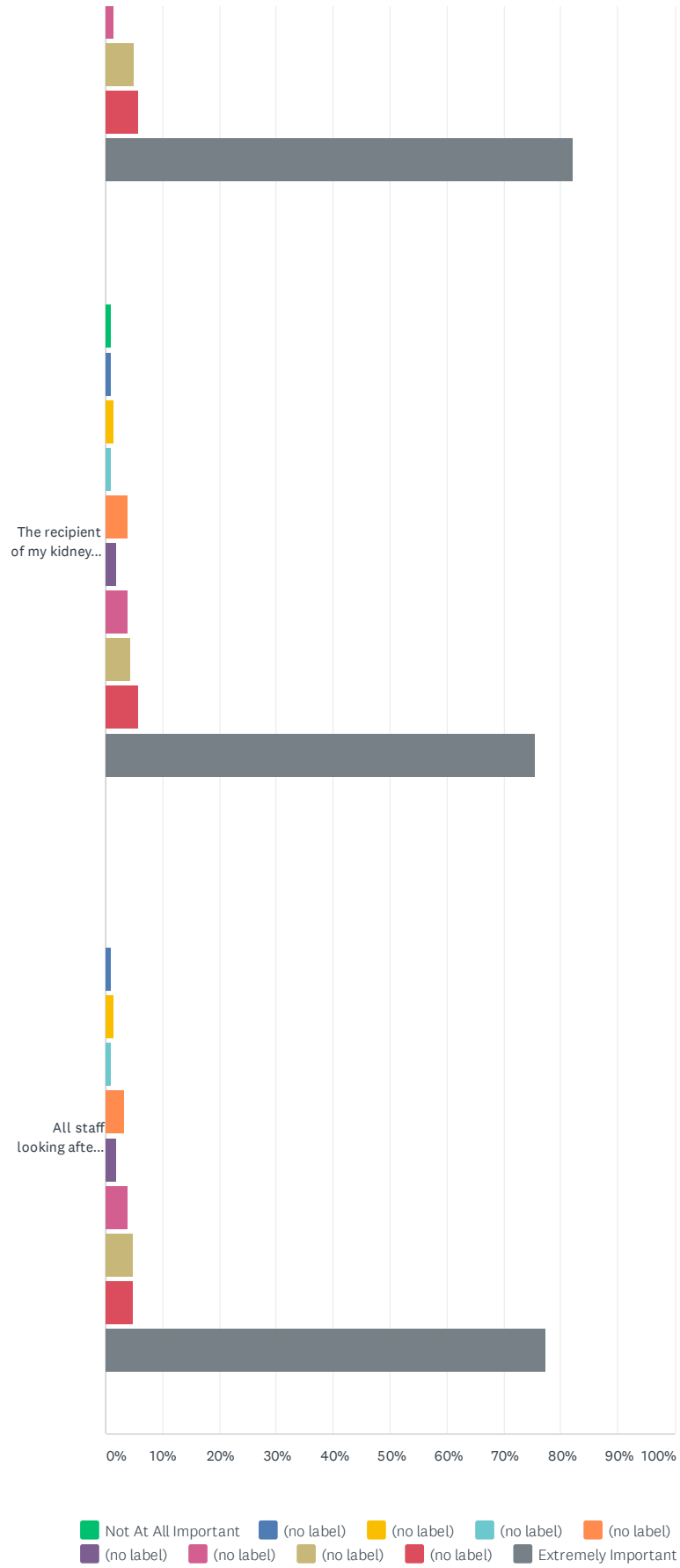
	NOT AT ALL INFLUENCE	(NO LABEL)	(NO LABEL)	(NO LABEL)	(NO LABEL)	(NO LABEL)	(NO LABEL)	(NO LABEL)	(NO LABEL)	COMPLETELY INFLUENCE	TOTAL
Your employment situation/financial security is more uncertain	49.27% 101	3.41% 7	5.37% 11	6.34% 13	4.88% 10	3.90% 8	8.29% 17	8.29% 17	2.93% 6	7.32% 15	
Additional practical/logistical considerations (e.g. child/carer responsibilities)	46.34% 95	7.32% 15	6.34% 13	5.37% 11	6.83% 14	4.39% 9	5.37% 11	9.76% 20	2.44% 5	5.85% 12	
Concerns about additional health risks to you related to Covid-19	20.20% 41	14.29% 29	12.32% 25	8.87% 18	9.85% 20	6.40% 13	4.93% 10	11.82% 24	1.48% 3	9.85% 20	
Concerns about additional health risks for the recipient of your kidney related to Covid-19	8.29% 17	5.37% 11	6.83% 14	5.85% 12	8.78% 18	7.80% 16	9.76% 20	15.12% 31	8.29% 17	23.90% 49	
Concerns from people close to you about additional risks to your health due to Covid-19	22.44% 46	13.17% 27	11.71% 24	4.88% 10	11.71% 24	5.85% 12	4.88% 10	8.78% 18	4.39% 9	12.20% 25	
Your recipient (if family member or friend) does not want you to donate	37.30% 69	5.95% 11	7.57% 14	4.32% 8	9.73% 18	9.73% 18	6.49% 12	4.32% 8	3.24% 6	11.35% 21	
Being asked to travel to a different transplant centre for your donor surgery	37.07% 76	8.78% 18	9.27% 19	4.88% 10	6.34% 13	3.90% 8	8.78% 18	8.29% 17	1.95% 4	10.73% 22	
Being cared for by a different clinical team from the team that had assessed you	39.51% 81	7.80% 16	8.78% 18	4.88% 10	5.37% 11	6.34% 13	4.39% 9	8.29% 17	2.93% 6	11.71% 24	

Q11 Please read the statements below and indicate how important or unimportant each one is to you, again in relation to your own donation process. Please use a scale from 1 to 10- where 1- Not At All Important and 10 = Extremely Important

Answered: 204 Skipped: 36



Living Donation Survey 2020

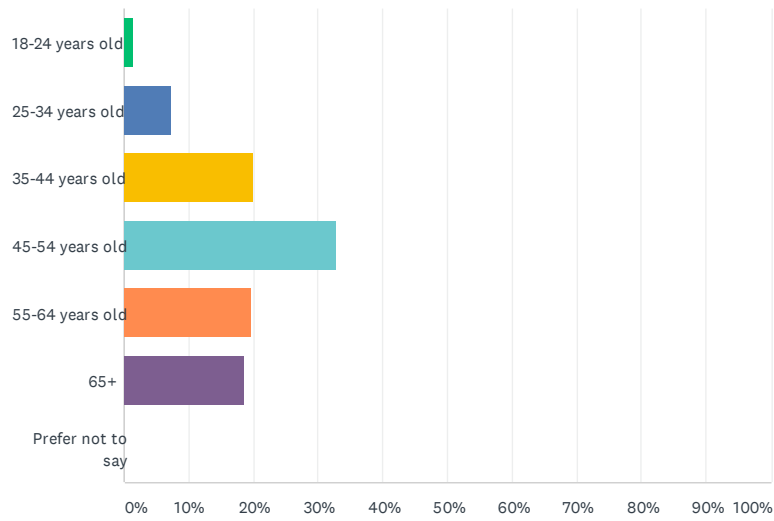


Living Donation Survey 2020

	NOT AT ALL IMPORTANT	(NO LABEL)	(NO LABEL)	(NO LABEL)	(NO LABEL)	(NO LABEL)	(NO LABEL)	(NO LABEL)	(NO LABEL)	EXTREMELY IMPORTANT	TOTAL	WI AV
The clinical team looking after me should be tested for COVID-19	1.47% 3	2.45% 5	3.43% 7	0.98% 2	4.41% 9	3.43% 7	3.43% 7	6.86% 14	3.43% 7	70.10% 143	204	
I should be tested for COVID-19 prior to starting donor assessment in a hospital	4.95% 10	1.98% 4	1.98% 4	2.48% 5	3.47% 7	5.45% 11	2.48% 5	6.93% 14	2.97% 6	67.33% 136	202	
I should be tested for Covid-19 prior to my donor surgery	0.00% 0	0.49% 1	0.49% 1	0.00% 0	1.97% 4	2.46% 5	1.48% 3	4.93% 10	5.91% 12	82.27% 167	203	
The recipient of my kidney should be tested for COVID-19 prior to surgery	0.98% 2	0.98% 2	1.47% 3	0.98% 2	3.92% 8	1.96% 4	3.92% 8	4.41% 9	5.88% 12	75.49% 154	204	
All staff looking after me should wear the appropriate PPE (personal protection equipment)	0.00% 0	0.98% 2	1.47% 3	0.98% 2	3.43% 7	1.96% 4	3.92% 8	4.90% 10	4.90% 10	77.45% 158	204	

Q12 Finally, representing the views and needs of everyone in the community is very important to us, therefore we would like to finish by asking you a few questions about yourself. What is your age?

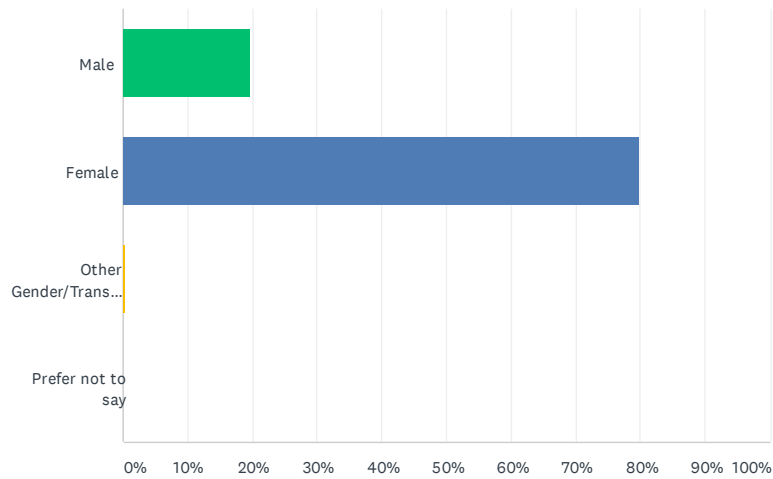
Answered: 204 Skipped: 36



ANSWER CHOICES	RESPONSES	
18-24 years old	1.47%	3
25-34 years old	7.35%	15
35-44 years old	20.10%	41
45-54 years old	32.84%	67
55-64 years old	19.61%	40
65+	18.63%	38
Prefer not to say	0.00%	0
TOTAL		204

Q13 And what is your gender?

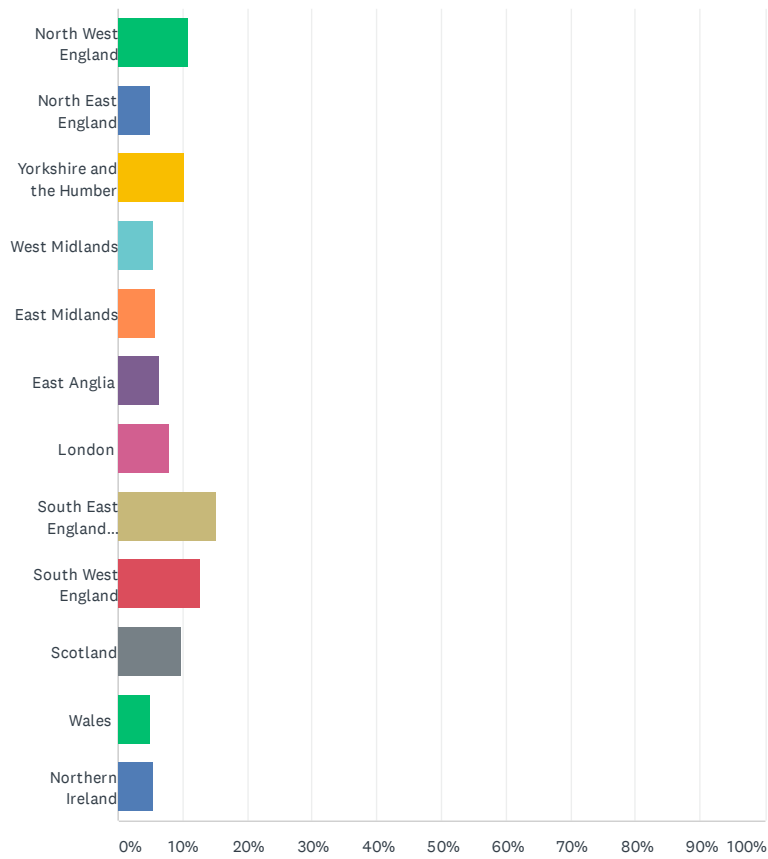
Answered: 204 Skipped: 36



ANSWER CHOICES	RESPONSES	
Male	19.61%	40
Female	79.90%	163
Other Gender/Transgender/Non Binary	0.49%	1
Prefer not to say	0.00%	0
TOTAL		204

Q14 In which of these UK regions do you live?

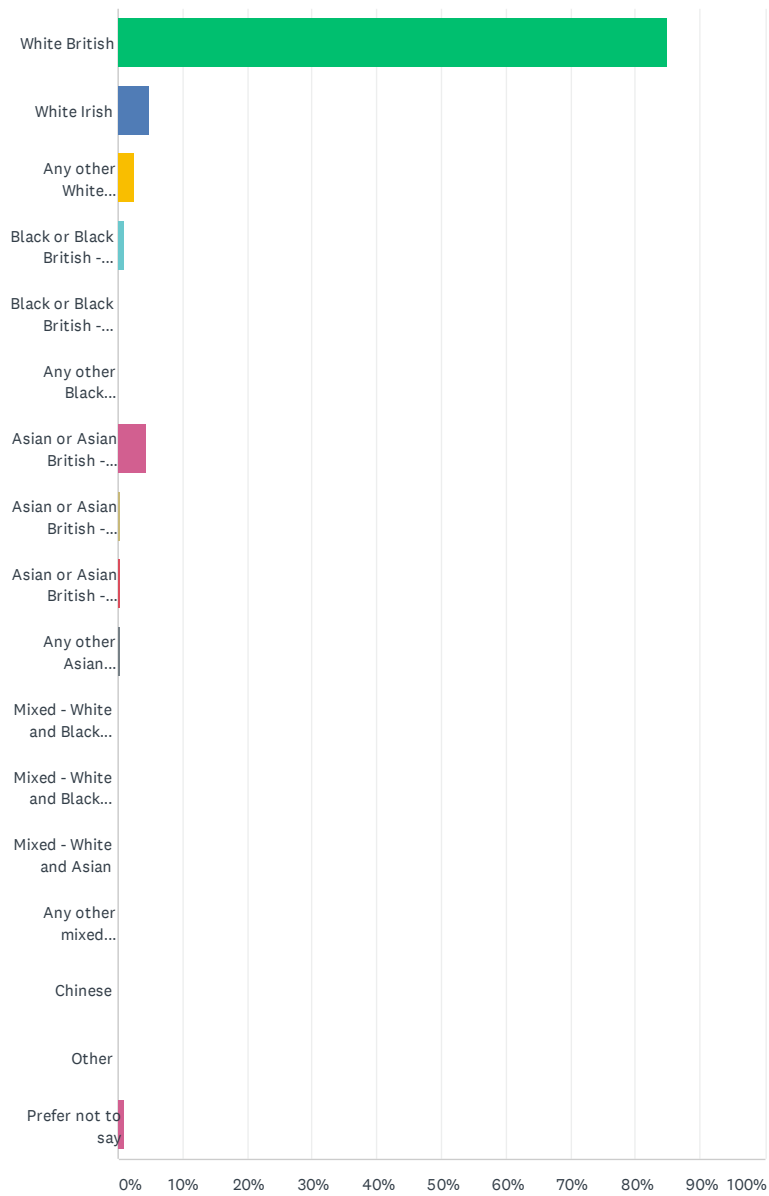
Answered: 203 Skipped: 37



ANSWER CHOICES	RESPONSES	
North West England	10.84%	22
North East England	4.93%	10
Yorkshire and the Humber	10.34%	21
West Midlands	5.42%	11
East Midlands	5.91%	12
East Anglia	6.40%	13
London	7.88%	16
South East England (excluding London)	15.27%	31
South West England	12.81%	26
Scotland	9.85%	20
Wales	4.93%	10
Northern Ireland	5.42%	11
TOTAL		203

Q15 How would you describe your ethnicity?

Answered: 205 Skipped: 35

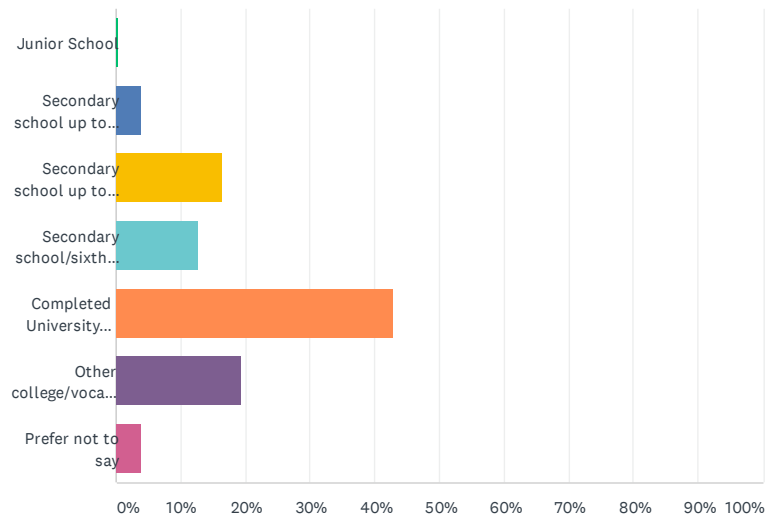


Living Donation Survey 2020

ANSWER CHOICES	RESPONSES	
White British	84.88%	174
White Irish	4.88%	10
Any other White background (please specify)	2.44%	5
Black or Black British - Caribbean	0.98%	2
Black or Black British - African	0.00%	0
Any other Black Background (please specify)	0.00%	0
Asian or Asian British - Indian	4.39%	9
Asian or Asian British - Pakistani	0.49%	1
Asian or Asian British - Bangladeshi	0.49%	1
Any other Asian background (please specify)	0.49%	1
Mixed - White and Black Caribbean	0.00%	0
Mixed - White and Black African	0.00%	0
Mixed - White and Asian	0.00%	0
Any other mixed background	0.00%	0
Chinese	0.00%	0
Other	0.00%	0
Prefer not to say	0.98%	2
TOTAL		205

Q16 What is the highest level of education that you have attained?

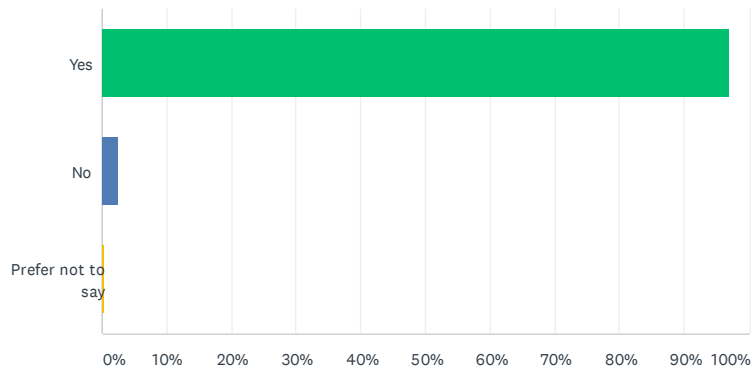
Answered: 205 Skipped: 35



ANSWER CHOICES	RESPONSES	
Junior School	0.49%	1
Secondary school up to 16, no GCSEs (O-Levels)	3.90%	8
Secondary school up to 16, with GCSEs (O-Levels)	16.59%	34
Secondary school/sixth form college up to 18 with A-Levels	12.68%	26
Completed University degree or postgraduate course	42.93%	88
Other college/vocational qualification, e.g. BTEC, City & Guilds	19.51%	40
Prefer not to say	3.90%	8
TOTAL		205

Q17 Is English your first language?

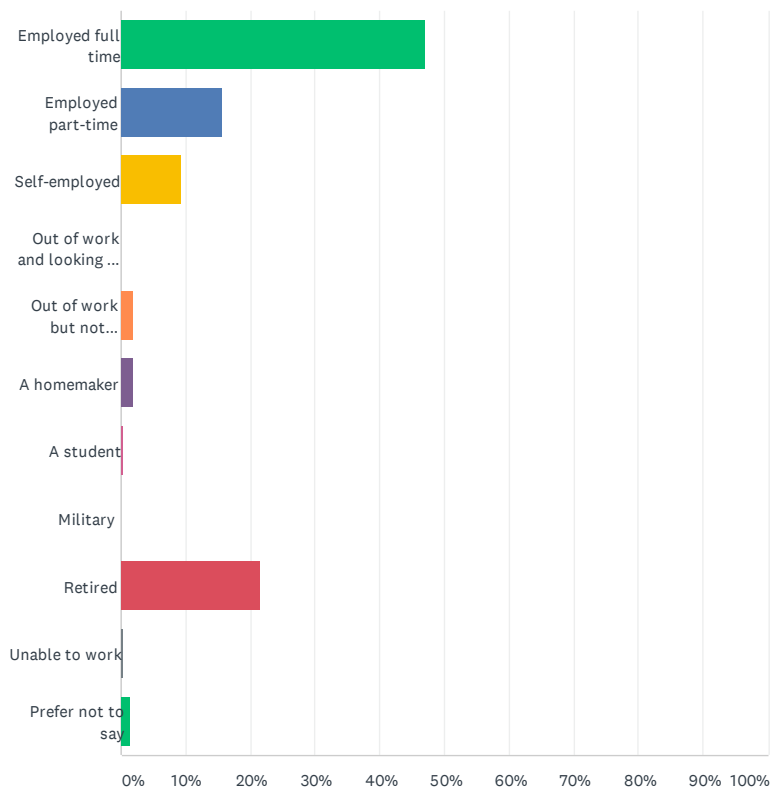
Answered: 203 Skipped: 37



ANSWER CHOICES	RESPONSES	
Yes	97.04%	197
No	2.46%	5
Prefer not to say	0.49%	1
TOTAL		203

Q18 Are you currently...?

Answered: 204 Skipped: 36



ANSWER CHOICES	RESPONSES	
Employed full time	47.06%	96
Employed part-time	15.69%	32
Self-employed	9.31%	19
Out of work and looking for work	0.00%	0
Out of work but not currently looking for work	1.96%	4
A homemaker	1.96%	4
A student	0.49%	1
Military	0.00%	0
Retired	21.57%	44
Unable to work	0.49%	1
Prefer not to say	1.47%	3
TOTAL		204

Q19 Do you have any other comments on how you feel about donating in view of the Covid-19 outbreak?

Answered: 90 Skipped: 150