

RINTAG (19)04

Data production date: 09 April 2019
Latest month displayed: March 2019

Research Team Performance Report

 Blood and Transplant

Measure	Mar-18	Apr-18	May-18	Jun-18	Jul-18	Aug-18	Sep-18	Oct-18	Nov-18	Dec-18	Jan-19	Feb-19	Mar-19	Trend Chart	2016/17 YTD	2017/18 YTD	2018/19 YTD	Difference compared with last year
---------	--------	--------	--------	--------	--------	--------	--------	--------	--------	--------	--------	--------	--------	-------------	-------------	-------------	-------------	------------------------------------

Objective 1 - Measure the research team's activity

No. of Generic Live Studies (Including Tissue Banks)					27	28	25	25	24	24	25	25	25	30]			25	
No. of Live Non-Generic Research studies					7	7	7	8	6	6	6	6	5	10]			5	
No. of New Generic Live Studies (Including Tissue Banks) launched						1	0	0	0	0	1	0	0	2]			2	
No. of New Non-Generic Research studies launched						0	0	1	0	0	0	0	0	2]			1	
No. of Live Studies that access organs by both generic and specific routes					3	3	3	3	3	3	3	3	3	5]			3	
Total Number of Live Studies (inc. tissue banks, service evaluations etc.)					37	38	35	36	33	33	34	34	33	40]			33	
No. of New Enquiries						6	1	4	2	3	1	5	5	10]			27	
No. of Ongoing Enquiries						37	34	23	20	16	9	14	17	50]			17	
No. of Applications in progress						8	11	5	5	10	9	8	5	20]			5	
No. of studies due to go live						5	5	9	9	9	8	11	16	20]			16	








Objective 2 - Ensure researchers are returning completed progress reports within 2 weeks

Live Studies returning Progress Report within 1 month (%)															48%			48%	
---	--	--	--	--	--	--	--	--	--	--	--	--	--	--	-----	--	--	-----	--

Research Team Performance Report

Measure	Trend Chart												2016/17 YTD	2017/18 YTD	2018/19 YTD	Difference compared with last year
	Mar-18	Apr-18	May-18	Jun-18	Jul-18	Aug-18	Sep-18	Oct-18	Nov-18	Dec-18	Jan-19	Feb-19	Mar-19			

Objective 3 - Increase the proportion of organs accepted for research


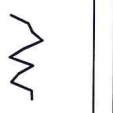

Total organs accepted for research (%)			48%	51%	53%	59%	48%	55%	61%	27%	45%	64%	53%			52%	
Total organs available for research			44	39	53	49	61	58	75	52	56	55	62			604	
Total organs accepted for research			21	20	28	29	29	32	46	14	25	35	33			312	
Lungs accepted for research (%)			100%	100%	100%	67%	67%	100%	100%	50%	100%	100%	100%			86%	
Lungs available for research			1	1	1	3	3	2	3	2	1	2	2			21	
Lungs accepted for research			1	1	1	2	2	2	3	1	1	2	2			18	
Kidneys accepted for research (%)			44%	50%	54%	58%	39%	44%	61%	9%	47%	59%	46%			47%	
Kidneys available for research			25	26	24	19	33	32	38	22	30	22	24			295	
Kidneys accepted for research			11	13	13	11	13	14	23	2	14	13	11			138	
Livers accepted for research (%)			55%	29%	83%	88%	87%	73%	78%	41%	60%	79%	60%			69%	
Livers available for research			11	7	12	16	15	11	18	17	10	19	20			156	
Livers accepted for research			6	2	10	14	13	8	14	7	6	15	12			107	
Pancreata accepted for research (%)			33%	75%	25%	18%	10%	62%	38%	36%	27%	36%	43%			35%	
Pancreata available for research			6	4	16	11	10	13	16	11	15	11	14			127	
Pancreata accepted for research			2	3	4	2	1	8	6	4	4	4	6			44	
Islets accepted for research (%)			100%	100%									100%			100%	
Islets available for research			1	1	0	0	0	0	0	0	0	0	2			4	
Islets accepted for research			1	1	0	0	0	0	0	0	0	0	2			4	
Hearts accepted for research (%)												100%				100%	
Hearts available for research			0	0	0	0	0	0	0	0	0	1	0			1	
Hearts accepted for research			0	0	0	0	0	0	0	0	0	1	0			1	

Data production date: 09 April 2019
Latest month displayed: March 2019

Research Team Performance Report

Measure	Mar-18	Apr-18	May-18	Jun-18	Jul-18	Aug-18	Sep-18	Oct-18	Nov-18	Dec-18	Jan-19	Feb-19	Mar-19	Trend Chart	2016/17 YTD	2017/18 YTD	2018/19 YTD	Difference compared with last year
---------	--------	--------	--------	--------	--------	--------	--------	--------	--------	--------	--------	--------	--------	-------------	----------------	----------------	----------------	--

Objective 4 - Increase the proportion of organs accepted for research regardless of day or time

Organs accepted for research during core hours (%)			55%	40%	55%	86%	67%	89%	92%	11%	62%	80%	63%				65%	
Organs available during core hours			11	15	20	7	12	19	12	9	13	20	16				154	
Organs accepted during core hours			6	6	11	6	8	17	11	1	8	16	10				100	
Organs accepted for research out of core hours weekdays (%)			38%	55%	58%	68%	50%	37%	59%	45%	38%	58%	58%				52%	
Organs available out of core hours (weekdays)			16	11	24	22	24	19	39	20	26	19	24				244	
Organs accepted out of core hours (weekdays)			6	6	14	15	12	7	23	9	10	11	14				127	
Organs accepted during weekends and bank holidays (%)			53%	62%	33%	40%	36%	40%	50%	17%	41%	47%	41%				41%	
Organs available during weekends and bank holidays			17	13	9	20	25	20	24	23	17	15	22				205	
Organs accepted during weekends and bank holidays			9	8	3	8	9	8	12	4	7	7	9				84	