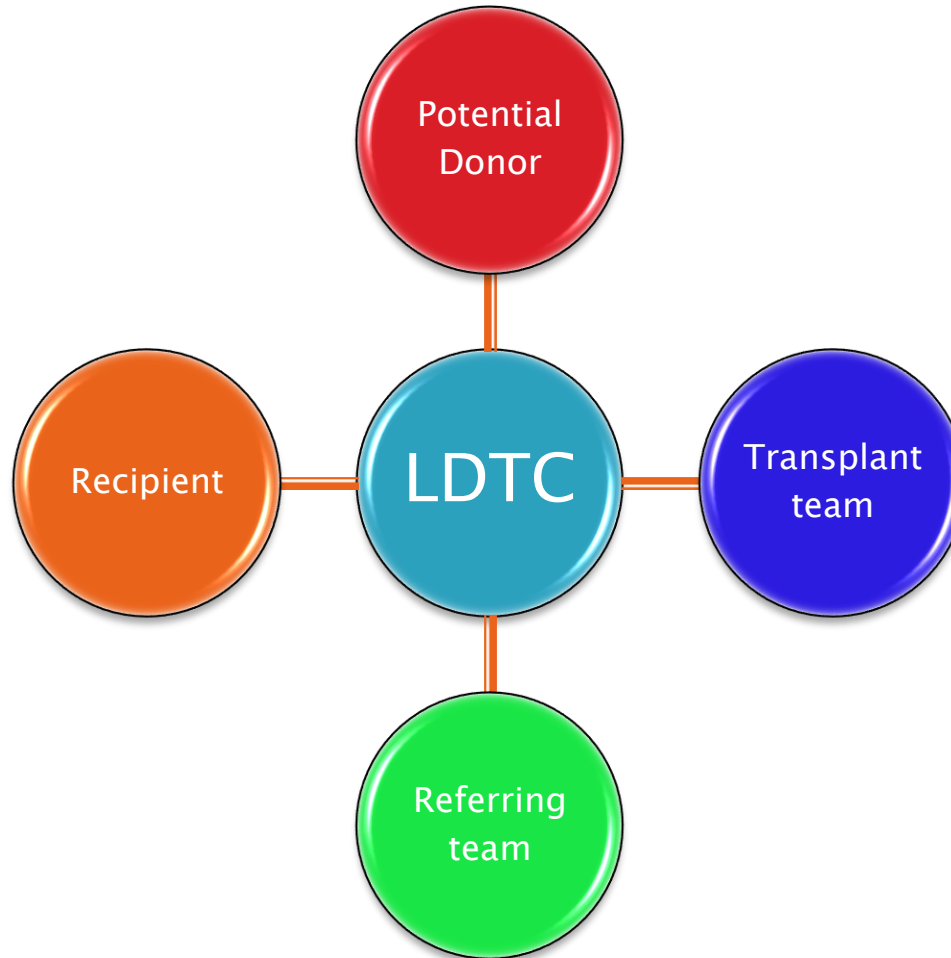


The role of the Living Donor Transplant Co-ordinator



Living Donor Transplant Co-ordinator (LDTC)

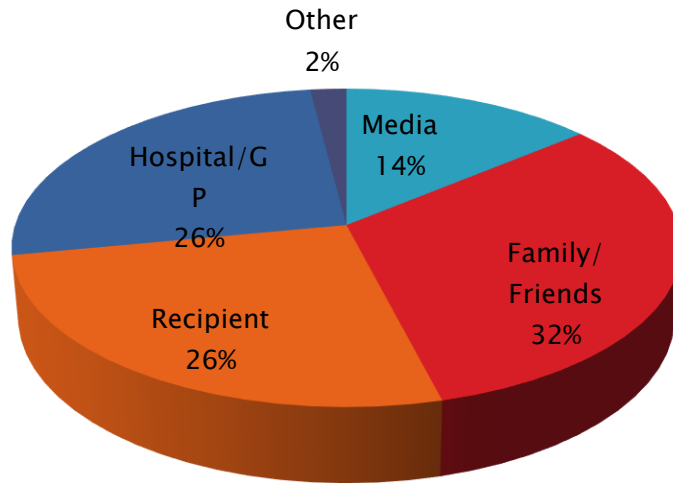


Awareness and recruitment

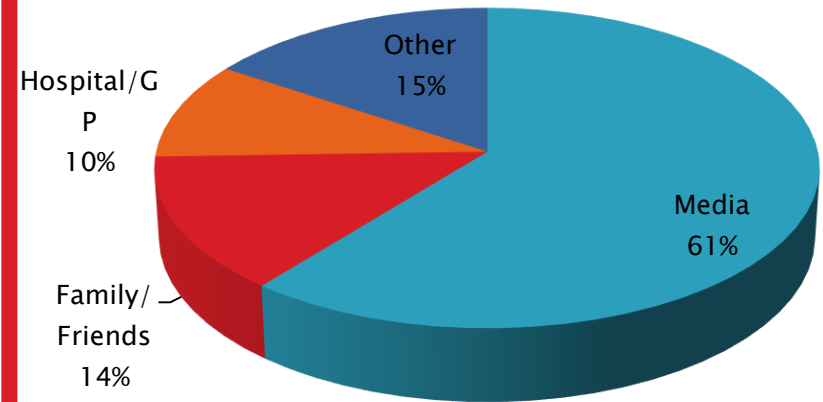


- ▶ Early and consistent message
- ▶ Living donor transplant best option before dialysis
- ▶ Start donor assessment at least one year before recipient requires treatment

Where do donors find out about donation?

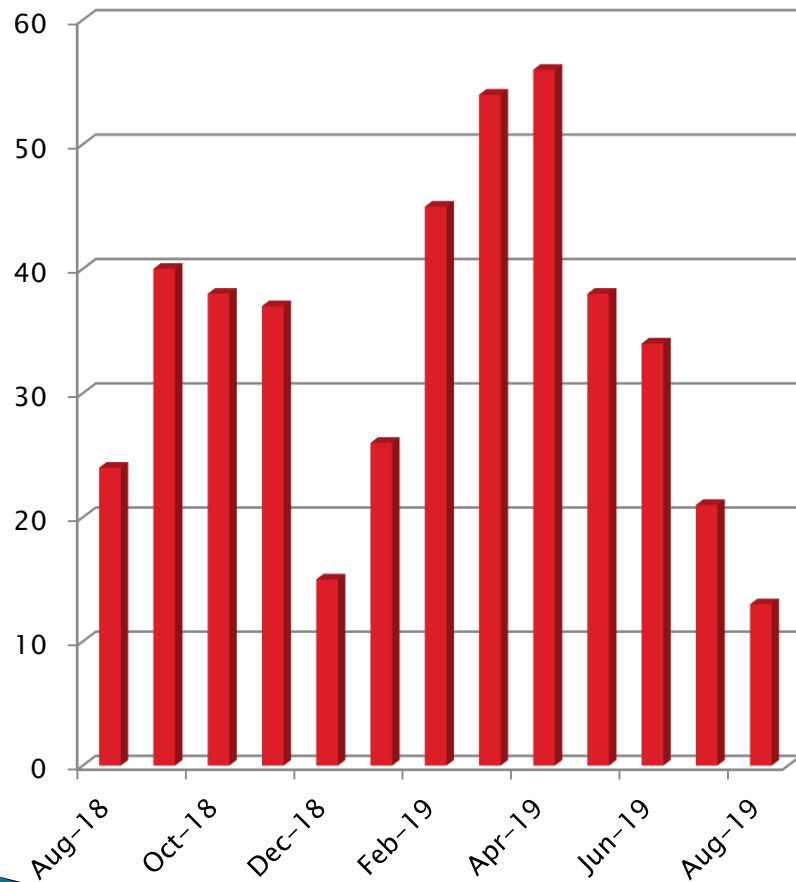


Directed donors



Altruistic donors

Impact of positive publicity



- ▶ Living Donor Awareness Week 2019
- ▶ Publicity must be appropriately targeted

Home > Tell me about Living Donation > Get in touch > Welcome to Aberdeen Royal Infirmary Renal Unit.



Welcome to Aberdeen Royal Infirmary Renal Unit.

We believe that living donor transplantation is the best option for our patients who are waiting on a kidney transplant, and welcome enquiries from potential donors, whether a family member or friend, or any potential altruistic (volunteer) donors.

Contact the team

Our team of Specialist Transplant Nurses and Nephrologists will take you through the process. We arrange most of your tests here in Aberdeen, including a review by one of the Transplant Surgeons from Edinburgh. When all your tests are satisfactory we refer you to the transplant unit in Edinburgh.

More about living donation

The process

Meet the transplant team

Donor stories

Get in touch



Information and contact details easily available

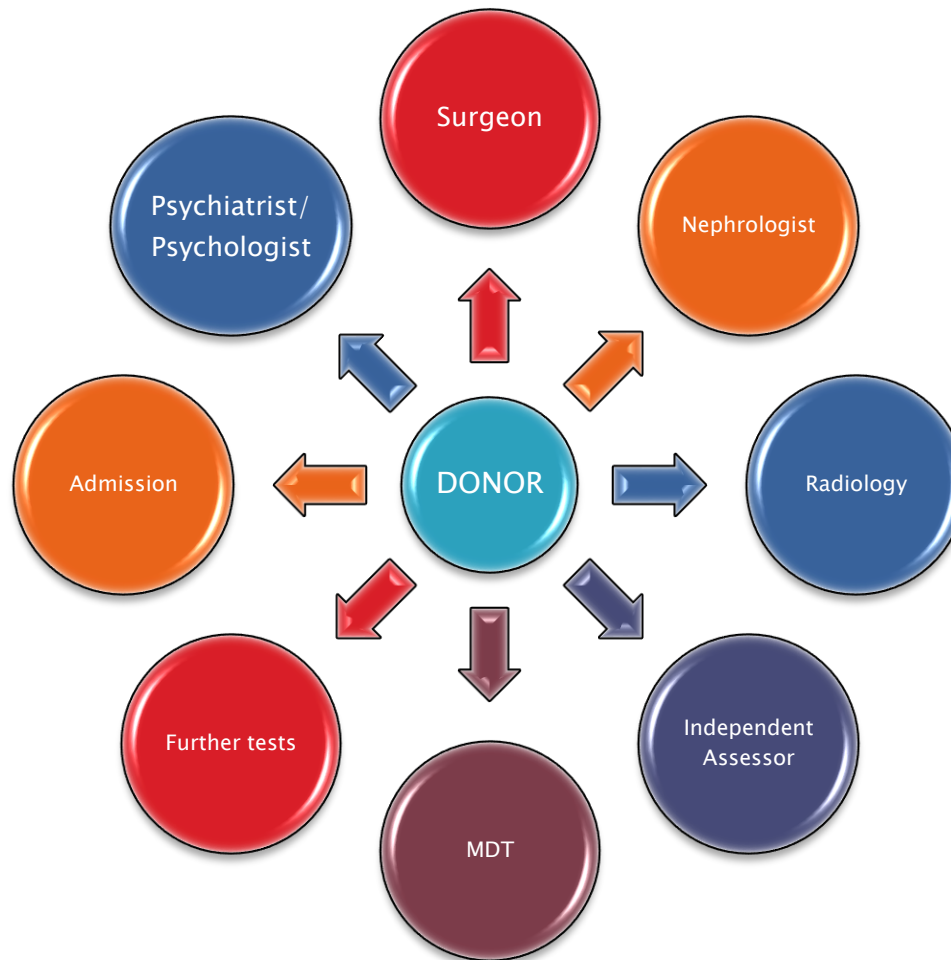
Information events

Donor selection



- ▶ Who?
- ▶ Where?

Assessment



As easy as possible for the donor!

1st Visit

- Past medical history and clinical examination
- Blood pressure; urine; bloods for tissue typing; blood group; virology; haematology and clinical biochemistry

2nd Visit

- Day admission – Chest X-Ray; ECG; Isotope GFR; Differential Scan; CT scan; repeat bloods
- (fasting blood sugar)

3rd Visit


- Surgical review; legal requirements

Role of the co-ordinator

- ▶ Donor/Recipient/Families
- ▶ Multi-disciplinary team



Managing the programme



Recipient
unwell


Urological
investigations

Blood
pressure
issues


Weight
loss

Social events


Cardiac
investigations



Organising surgery

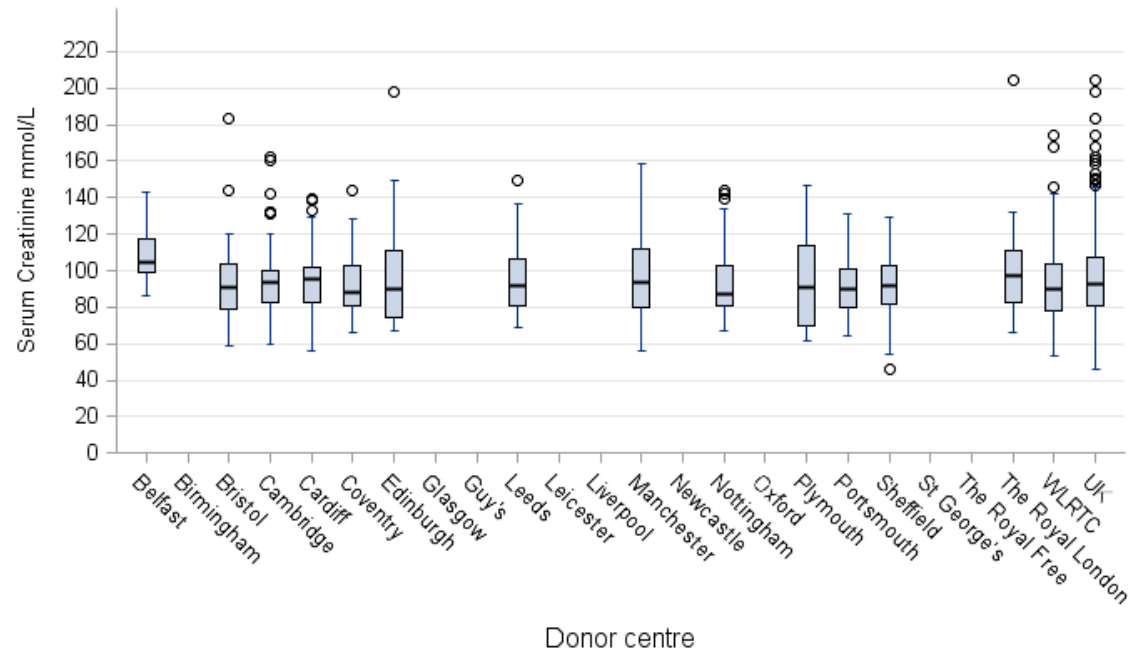
- ▶ Dedicated living donor time with dedicated surgeons!
 - ▶ Early discussion with donor and recipient
 - ▶ Tell everybody
 - ▶ Support the family – unique situation
 - ▶ Discharge and follow up
- 

Donor follow up

- ▶ 6 week surgical review
 - ▶ Annual follow up (nurse-led?)
 - ▶ Blood pressure; urine; biochemistry; complications
 - ▶ National data collection
- 


Follow up data

Figure 6.8 Median Serum Creatinine at 10 year follow-up by Centre, Donations 1 April 2002 - 31 March 2007



Median omitted where less than 35% of data reported

In summary

- ▶ Supporting recipient in approaching donors
 - ▶ Organising early assessment
 - ▶ Making it easy for the donors
 - ▶ Keeping them (and everyone else) informed
 - ▶ Electronic follow up
- 

- ▶ Unique role to facilitate the journey of a fit and healthy person to make such an exceptional gift
- ▶ Teamwork
- ▶ Follow up

