

South East Organ Donation Services Team

Taking Organ Transplantation to 2020

In 2018/19, from 199 consented donors the South East Organ Donation Services Team facilitated 142 actual solid organ donors resulting in 332 patients receiving a life-saving or life-changing transplant. Data obtained from the UK Transplant Registry.

In addition to the 142 proceeding donors there were 57 consented donors that did not proceed.

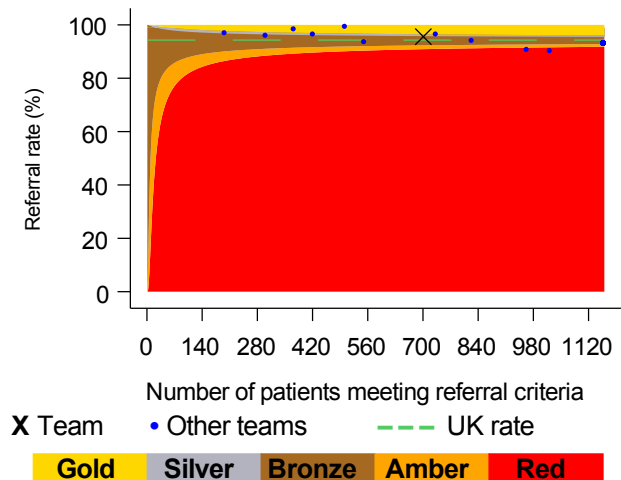
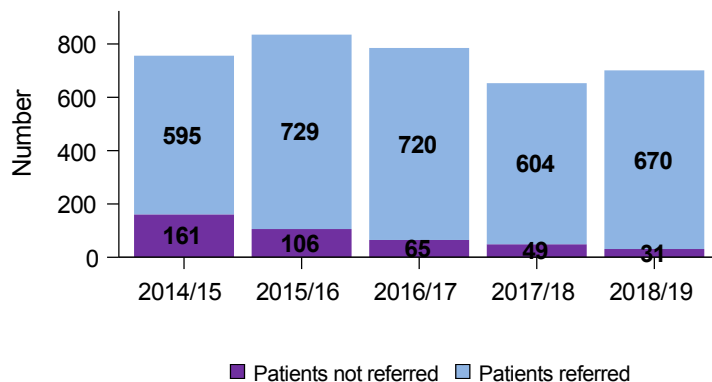
Best quality of care in organ donation

Referral of potential deceased organ donors

Goal: Every patient who meets the referral criteria should be identified and referred to NHS Blood and Transplant's Organ Donation Service

Aim: There should be no purple on the chart

Aim: The team (marked with a cross) should fall within Bronze, Silver, or Gold



670 potential organ donors were referred to the team during 2018/19. There were 31 occasions where potential organ donors were not referred.

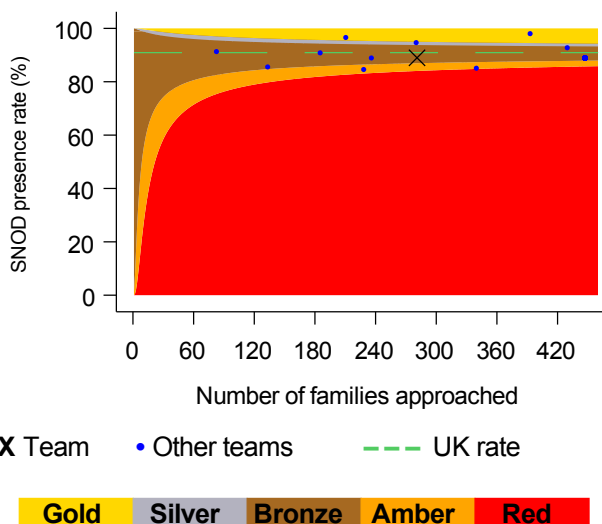
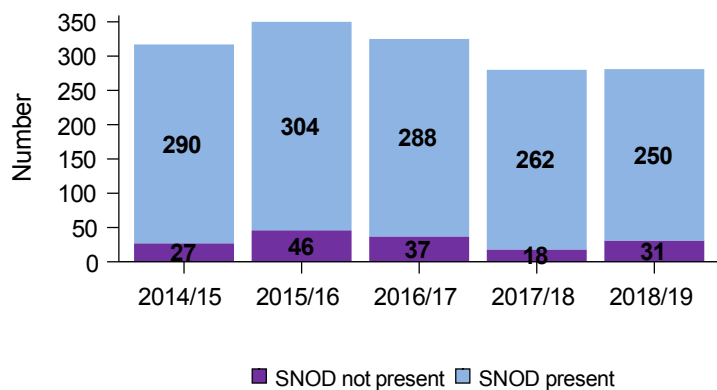
When compared with UK performance, the performance within the Trusts in the team was average (bronze) for referral of potential organ donors to NHS Blood and Transplant.

Presence of Specialist Nurse for Organ Donation

Goal: A Specialist Nurse for Organ Donation (SNOD) should be present during every organ donation discussion with families

Aim: There should be no purple on the chart

Aim: The team (marked with a cross) should fall within Bronze, Silver, or Gold



A SNOD was present for 250 organ donation discussions with families during 2018/19. There were 31 occasions where a SNOD was not present.

When compared with UK performance, the performance within the Trusts in the team was average (bronze) for SNOD presence when approaching families to discuss organ donation.

Further information

Further information on potential donors after brain death (DBD) and potential donors after circulatory death (DCD) within the region are shown below, including a UK comparison. Data obtained from the Potential Donor Audit (PDA).

	DBD		DCD		Deceased donors South	
	South East	UK	South East	UK	East	UK
Patients meeting organ donation referral criteria ¹	191	2004	544	5974	701	7728
Referred to Organ Donation Service	187	1982	513	5539	670	7287
<i>Referral rate %</i>	B 98%	99%	B 94%	93%	B 96%	94%
Neurological death tested	149	1715				
<i>Testing rate %</i>	A 78%	86%				
Eligible donors ²	137	1635	338	4180	475	5815
Family approached	123	1493	158	1752	281	3245
Family approached and SNOD present	108	1423	142	1527	250	2950
<i>% of approaches where SNOD present</i>	A 88%	95%	B 90%	87%	B 89%	91%
Consent ascertained	88	1082	101	1099	189	2181
<i>Consent rate %</i>	B 72%	72%	B 64%	63%	B 67%	67%
Actual donors (PDA data)	82	970	56	612	138	1582
<i>% of consented donors that became actual donors</i>	93%	90%	55%	56%	73%	73%

¹ DBD - A patient with suspected neurological death
DCD - A patient in whom imminent death is anticipated, ie a patient receiving assisted ventilation, a clinical decision to withdraw treatment has been made and death is anticipated within 4 hours

² DBD - Death confirmed by neurological tests and no absolute contraindications to solid organ donation
DCD - Imminent death anticipated and treatment withdrawn with no absolute contraindications to solid organ donation

Note that a patient that meets both the referral criteria for DBD and DCD organ donation is featured in both the DBD and DCD data but will only be counted once in the deceased donors total

Gold **Silver** **Bronze** **Amber** **Red**

For further information, including definitions, see the latest Potential Donor Audit report at www.odt.nhs.uk/statistics-and-reports/potential-donor-audit/