

North West Organ Donation Services Team

Taking Organ Transplantation to 2020

In 2018/19, from 283 consented donors the North West Organ Donation Services Team facilitated 192 actual solid organ donors resulting in 458 patients receiving a life-saving or life-changing transplant. Data obtained from the UK Transplant Registry.

In addition to the 192 proceeding donors there were 91 consented donors that did not proceed.

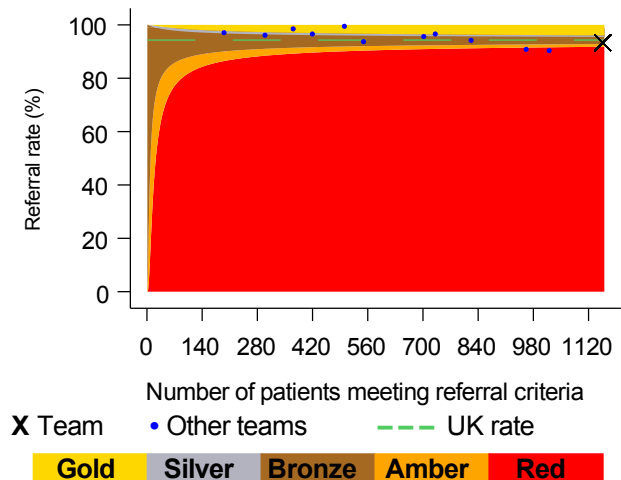
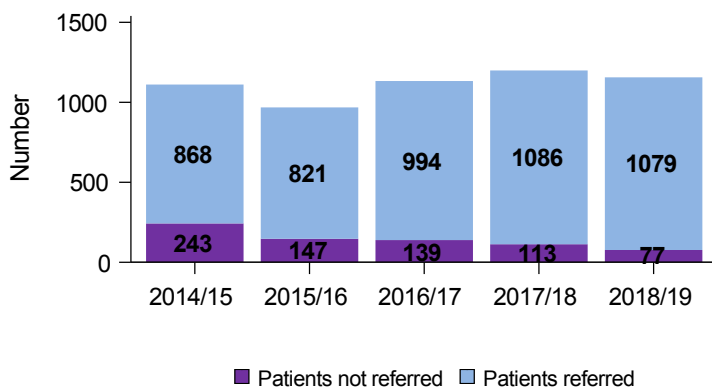
Best quality of care in organ donation

Referral of potential deceased organ donors

Goal: Every patient who meets the referral criteria should be identified and referred to NHS Blood and Transplant's Organ Donation Service

Aim: There should be no purple on the chart

Aim: The team (marked with a cross) should fall within Bronze, Silver, or Gold



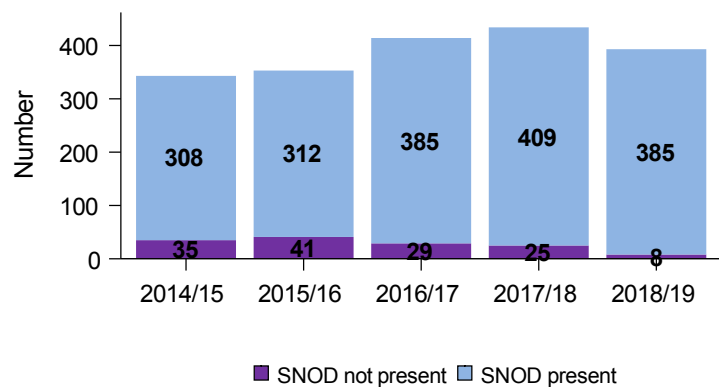
1079 potential organ donors were referred to the team during 2018/19. There were 77 occasions where potential organ donors were not referred.

When compared with UK performance, the performance within the Trust/Health Boards in the team was average (bronze) for referral of potential organ donors to NHS Blood and Transplant.

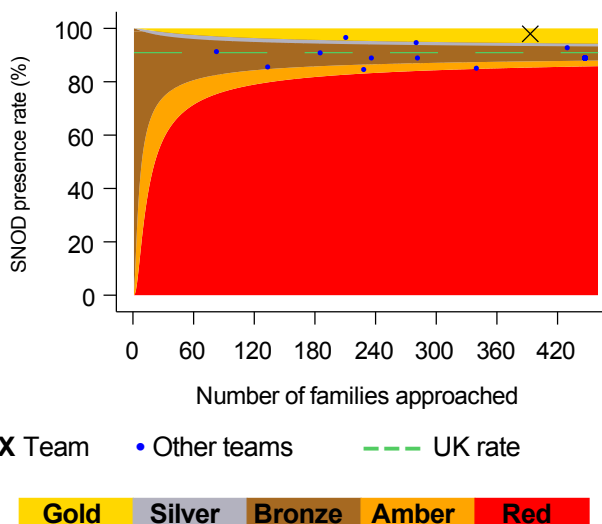
Presence of Specialist Nurse for Organ Donation

Goal: A Specialist Nurse for Organ Donation (SNOD) should be present during every organ donation discussion with families

Aim: There should be no purple on the chart



Aim: The team (marked with a cross) should fall within Bronze, Silver, or Gold



A SNOD was present for 385 organ donation discussions with families during 2018/19. There were 8 occasions where a SNOD was not present.

When compared with UK performance, the performance within the Trust/Health Boards in the team was exceptional (gold) for SNOD presence when approaching families to discuss organ donation.

Further information

Further information on potential donors after brain death (DBD) and potential donors after circulatory death (DCD) within the region are shown below, including a UK comparison. Data obtained from the Potential Donor Audit (PDA).

	DBD		DCD		Deceased donors	
	North West	UK	North West	UK	North West	UK
Patients meeting organ donation referral criteria ¹	272	2004	924	5974	1156	7728
Referred to Organ Donation Service	267	1982	849	5539	1079	7287
<i>Referral rate %</i>	B 98%	99%	B 92%	93%	B 93%	94%
Neurological death tested	226	1715				
<i>Testing rate %</i>	B 83%	86%				
Eligible donors ²	214	1635	619	4180	833	5815
Family approached	188	1493	205	1752	393	3245
Family approached and SNOD present	188	1423	197	1527	385	2950
<i>% of approaches where SNOD present</i>	G 100%	95%	G 96%	87%	G 98%	91%
Consent ascertained	133	1082	124	1099	257	2181
<i>Consent rate %</i>	B 71%	72%	B 60%	63%	B 65%	67%
Actual donors (PDA data)	123	970	66	612	189	1582
<i>% of consented donors that became actual donors</i>	92%	90%	53%	56%	74%	73%

¹ DBD - A patient with suspected neurological death
DCD - A patient in whom imminent death is anticipated, ie a patient receiving assisted ventilation, a clinical decision to withdraw treatment has been made and death is anticipated within 4 hours

² DBD - Death confirmed by neurological tests and no absolute contraindications to solid organ donation
DCD - Imminent death anticipated and treatment withdrawn with no absolute contraindications to solid organ donation

Note that a patient that meets both the referral criteria for DBD and DCD organ donation is featured in both the DBD and DCD data but will only be counted once in the deceased donors total

Gold **Silver** **Bronze** **Amber** **Red**

For further information, including definitions, see the latest Potential Donor Audit report at www.odt.nhs.uk/statistics-and-reports/potential-donor-audit/