

London Organ Donation Services Team

Taking Organ Transplantation to 2020

In 2018/19, from 271 consented donors the London Organ Donation Services Team facilitated 197 actual solid organ donors resulting in 522 patients receiving a life-saving or life-changing transplant. Data obtained from the UK Transplant Registry.

In addition to the 197 proceeding donors there were 74 consented donors that did not proceed.

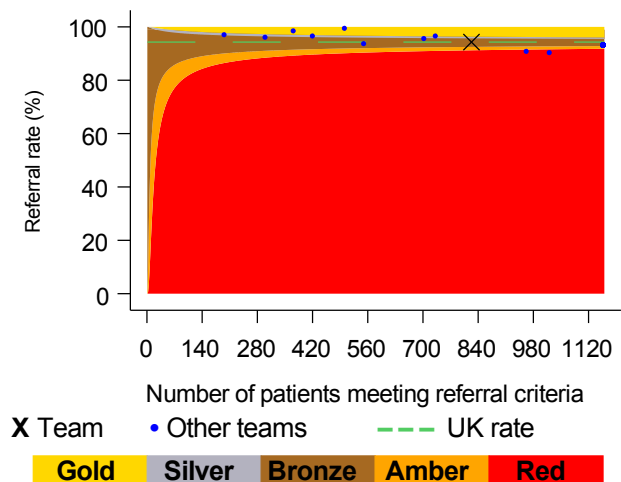
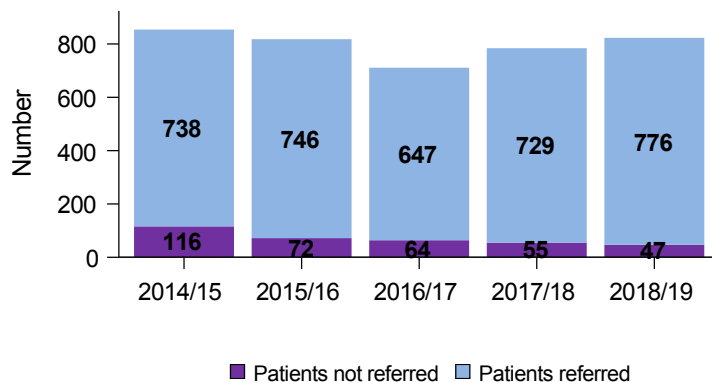
Best quality of care in organ donation

Referral of potential deceased organ donors

Goal: Every patient who meets the referral criteria should be identified and referred to NHS Blood and Transplant's Organ Donation Service

Aim: There should be no purple on the chart

Aim: The team (marked with a cross) should fall within Bronze, Silver, or Gold



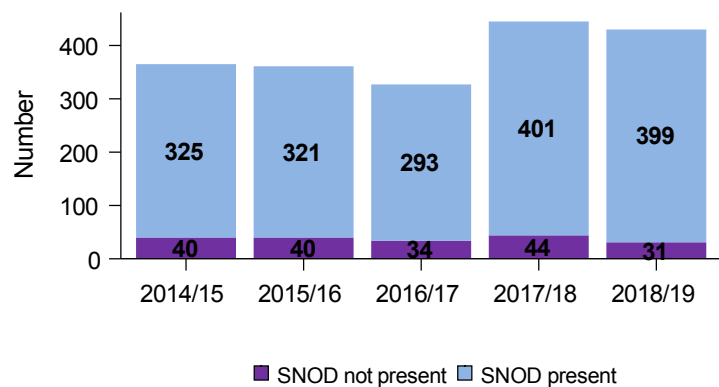
776 potential organ donors were referred to the team during 2018/19. There were 47 occasions where potential organ donors were not referred.

When compared with UK performance, the performance within the Trusts in the team was average (bronze) for referral of potential organ donors to NHS Blood and Transplant.

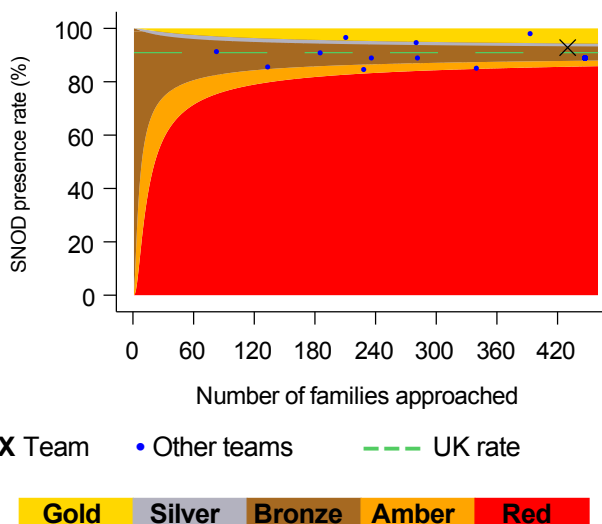
Presence of Specialist Nurse for Organ Donation

Goal: A Specialist Nurse for Organ Donation (SNOD) should be present during every organ donation discussion with families

Aim: There should be no purple on the chart



Aim: The team (marked with a cross) should fall within Bronze, Silver, or Gold



A SNOD was present for 399 organ donation discussions with families during 2018/19. There were 31 occasions where a SNOD was not present.

When compared with UK performance, the performance within the Trusts in the team was average (bronze) for SNOD presence when approaching families to discuss organ donation.

Further information

Further information on potential donors after brain death (DBD) and potential donors after circulatory death (DCD) within the region are shown below, including a UK comparison. Data obtained from the Potential Donor Audit (PDA).

	DBD		DCD		Deceased donors	
	London	UK	London	UK	London	UK
Patients meeting organ donation referral criteria ¹	307	2004	550	5974	823	7728
Referred to Organ Donation Service	307	1982	503	5539	776	7287
<i>Referral rate %</i>	G 100%	99%	B 91%	93%	B 94%	94%
Neurological death tested	267	1715				
<i>Testing rate %</i>	B 87%	86%				
Eligible donors ²	254	1635	407	4180	661	5815
Family approached	240	1493	190	1752	430	3245
Family approached and SNOD present	232	1423	167	1527	399	2950
<i>% of approaches where SNOD present</i>	B 97%	95%	B 88%	87%	B 93%	91%
Consent ascertained	147	1082	117	1099	264	2181
<i>Consent rate %</i>	R 61%	72%	B 62%	63%	A 61%	67%
Actual donors (PDA data)	132	970	63	612	195	1582
<i>% of consented donors that became actual donors</i>	90%	90%	54%	56%	74%	73%

¹ DBD - A patient with suspected neurological death
DCD - A patient in whom imminent death is anticipated, ie a patient receiving assisted ventilation, a clinical decision to withdraw treatment has been made and death is anticipated within 4 hours

² DBD - Death confirmed by neurological tests and no absolute contraindications to solid organ donation
DCD - Imminent death anticipated and treatment withdrawn with no absolute contraindications to solid organ donation

Note that a patient that meets both the referral criteria for DBD and DCD organ donation is featured in both the DBD and DCD data but will only be counted once in the deceased donors total

Gold **Silver** **Bronze** **Amber** **Red**

For further information, including definitions, see the latest Potential Donor Audit report at www.odt.nhs.uk/statistics-and-reports/potential-donor-audit/