

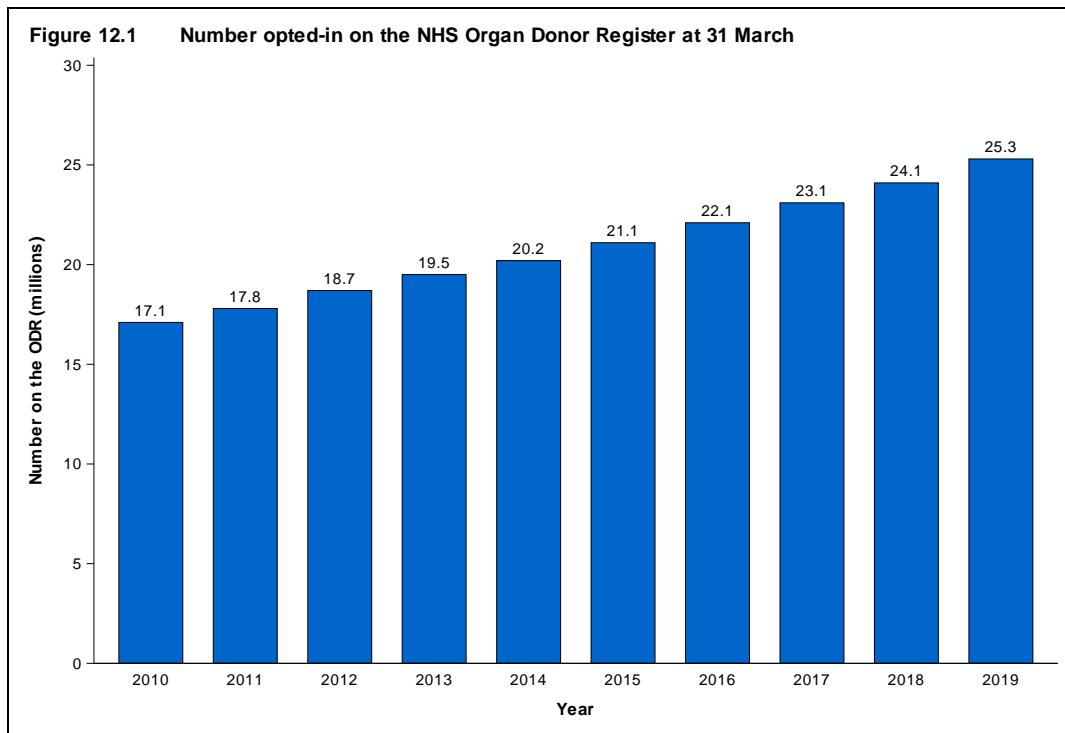
# NHS Organ Donor Register

## Key messages

- 25.3 million people on the opt-in ODR at March 2019 (38% of the population)
- 640,435 people on the opt-out ODR at March 2019, with a further 100 appointed representative registrations
- 46% of the 1,600 deceased organ donors last year were on the opt-in ODR
- 47% of 1,175,971 registrations last year were through the Driver and Vehicle Licensing Agency (DVLA).

By the end of March 2019 the NHS Organ Donor Register (ODR) held just over 25.3 million opt-in registrations. A summary of the number of registrations at the end of each financial year from 31 March 2010 to 31 March 2019 is shown in **Figure 12.1**. These figures have been adjusted to reflect the removal of duplicate records from the ODR. Opt-in registrations have seen a 5.0% increase this year, compared to a 4.3% increase in the previous year.

Of the 1,600 deceased organ donors in 2018-2019, 46% were registered on the ODR compared with 48% of organ donors in 2017-2018.



Those registered on the ODR come from all parts of the UK. **Table 12.1** shows the percentage of the population registered (opt-in) in each country/Strategic Health Authority at 31 March 2019, and the number of opt-in registrants. This information is also illustrated in **Figure 12.2**. No adjustment has been made for any differences in demographics of the populations.

**Table 12.2** shows the number of opt-out registrants in each country/Strategic Health Authority at 31 March 2019. The proportion of the population registered opt-out was 6% in Wales, and 2% or less for other countries and Strategic Health Authorities. While only Wales has opt-out legislation, it is possible for people elsewhere in the UK to opt-out. In addition, there have been 100 appointed representative registrations.

**Table 12.1 Opt-in registrations on the NHS Organ Donor Register by 31 March 2019, by country/ Strategic Health Authority**

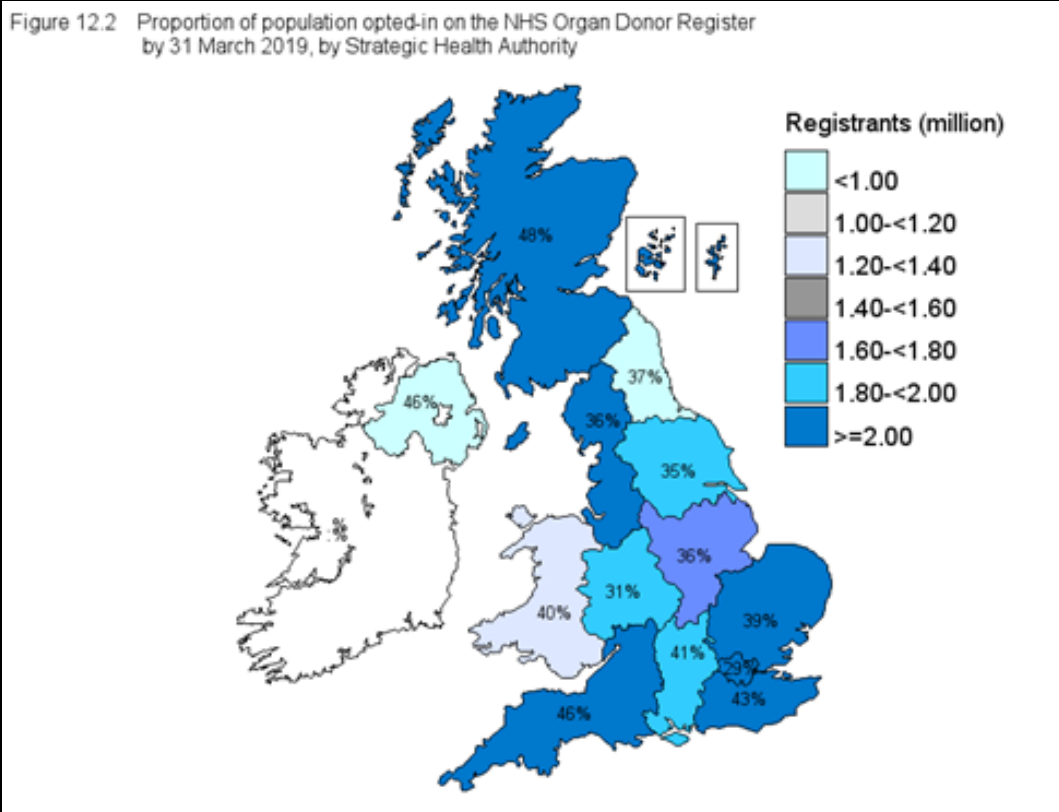
Country/ Strategic Health Authority	Registrants		Proportion registered (opt-in)
	N	pmp	
North East	986,403	373,638	37%
North West	2,582,871	355,767	36%
Yorkshire and The Humber	1,930,928	354,299	35%
<b>North of England</b>	<b>5,500,202</b>	<b>358,319</b>	<b>36%</b>
East Midlands	1,734,931	363,717	36%
West Midlands	1,827,143	311,799	31%
East of England	2,418,169	391,924	39%
<b>Midlands and East</b>	<b>5,980,243</b>	<b>355,967</b>	<b>36%</b>
<b>London</b>	<b>2,603,968</b>	<b>294,900</b>	<b>29%</b>
South East Coast	2,010,123	428,598	43%
South Central	1,812,969	414,867	41%
South West	2,562,958	460,964	46%
<b>South of England</b>	<b>6,386,050</b>	<b>436,802</b>	<b>44%</b>
<b>England</b>	<b>20,470,463</b>	<b>368,041</b>	<b>37%</b>
Isle of Man	13,269	165,863	17%
Channel Islands	27,594	172,463	17%
<b>Wales</b>	<b>1,245,173</b>	<b>397,819</b>	<b>40%</b>
<b>Scotland</b>	<b>2,621,142</b>	<b>483,606</b>	<b>48%</b>
<b>Northern Ireland</b>	<b>854,214</b>	<b>456,799</b>	<b>46%</b>
<b>TOTAL<sup>1</sup></b>	<b>25,292,513</b>	<b>382,988</b>	<b>38%</b>

<sup>1</sup> Includes 60,658 registrants where the postcode was unknown

**Table 12.2 Opt-out registrations on the NHS Organ Donor Register by 31 March 2019, by country/ Strategic Health Authority**

Country/ Strategic Health Authority	Registrants		Proportion registered (opt-out)
	N	pmp	
North East	6,355	2,407	0.2%
North West	70,589	9,723	1.0%
Yorkshire and The Humber	59,666	10,948	1.1%
<b>North of England</b>	<b>136,610</b>	<b>8,900</b>	<b>0.9%</b>
East Midlands	23,498	4,926	0.5%
West Midlands	74,105	12,646	1.3%
East of England	28,383	4,600	0.5%
<b>Midlands and East</b>	<b>125,986</b>	<b>7,499</b>	<b>0.7%</b>
<b>London</b>	<b>145,213</b>	<b>16,445</b>	<b>1.6%</b>
South East Coast	11,885	2,534	0.3%
South Central	17,965	4,111	0.4%
South West	10,600	1,907	0.2%
<b>South of England</b>	<b>40,450</b>	<b>2,767</b>	<b>0.3%</b>
<b>England</b>	<b>448,259</b>	<b>8,059</b>	<b>0.8%</b>
Isle of Man	25	313	0.0%
Channel Islands	63	394	0.0%
<b>Wales</b>	<b>183,273</b>	<b>58,554</b>	<b>5.9%</b>
<b>Scotland</b>	<b>7,915</b>	<b>1,460</b>	<b>0.1%</b>
<b>Northern Ireland</b>	<b>736</b>	<b>394</b>	<b>0.0%</b>
<b>TOTAL<sup>1</sup></b>	<b>640,435</b>	<b>9,698</b>	<b>1.0%</b>

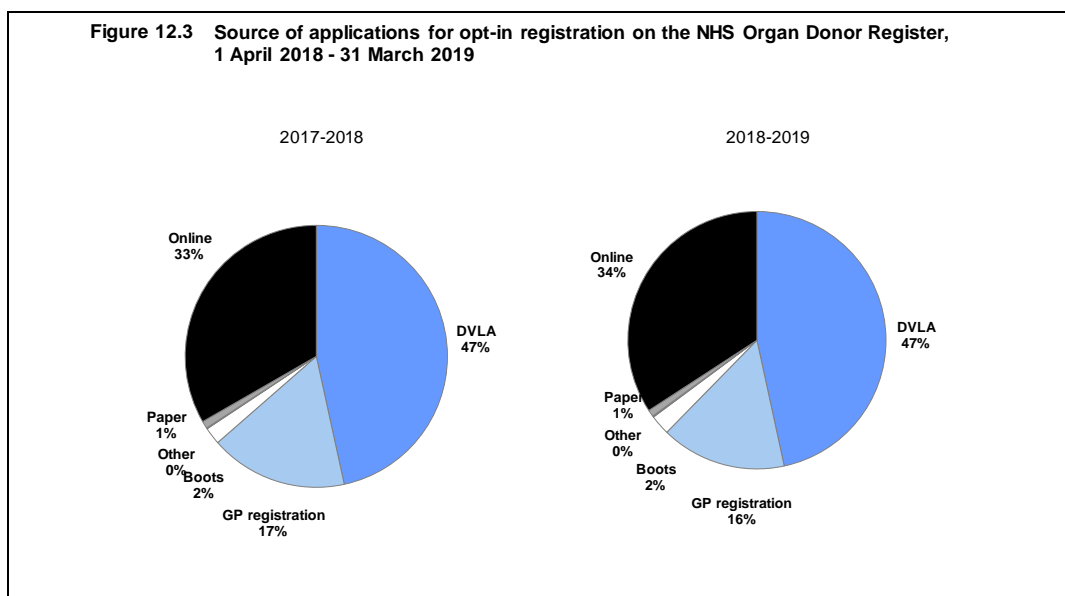
<sup>1</sup> Includes 164 registrants where the postcode was unknown



There are a number of registration routes to opt-in on the ODR: Health Department registration leaflets readily available in the community; campaigns in both national and regional newspapers and by community groups; the European Health Insurance Card; when registering as a patient with a General Practitioner (via the Family Health Services Authorities); with driving licence applications and reminders (via the Driver and Vehicle Licensing Agency (DVLA)); from the Passport Agency when applying for a new passport; when applying for a Boots Advantage Card; online registrations via the Organ Donation and Transplantation (ODT) website ([www.odt.nhs.uk](http://www.odt.nhs.uk)) and by telephone.

The source of applications for opt-in registration on the ODR is illustrated in **Figure 12.3**. This figure shows that 16% of registrations in 2018-2019 arrived by means of registering through a GP, 47% from driving licence applications and reminders through the DVLA and 34% online through the ODT website.

**Figure 12.3 Source of applications for opt-in registration on the NHS Organ Donor Register, 1 April 2018 - 31 March 2019**



At the end of March 2019, 84% of registrants, where the information was available, indicated a willingness to donate all organs and tissue (kidneys, pancreas, heart, lungs, liver and corneas). However, of those who were not willing to donate all organs, the majority (68%) did not wish to donate their corneas. Of the restricted registrations, only 5% (less than 1% of the total register) did not wish to donate their kidneys. Willingness to donate, by organ type, is shown in **Table 12.3**.

**Table 12.3 Preparedness of those opted-in on the NHS Organ Donor Register at 31 March 2019 to donate different organs<sup>1</sup>**

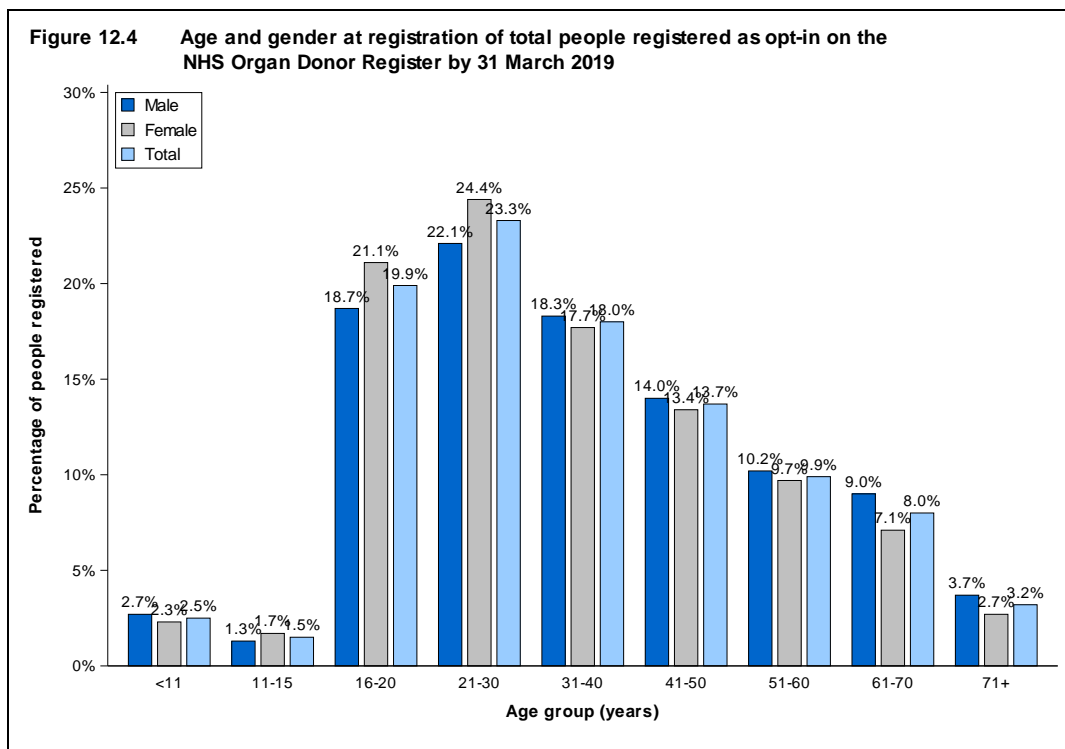
**Registrants prepared to donate all organs 84%**

**Of those not prepared to donate all organs ('restricted donors'):**

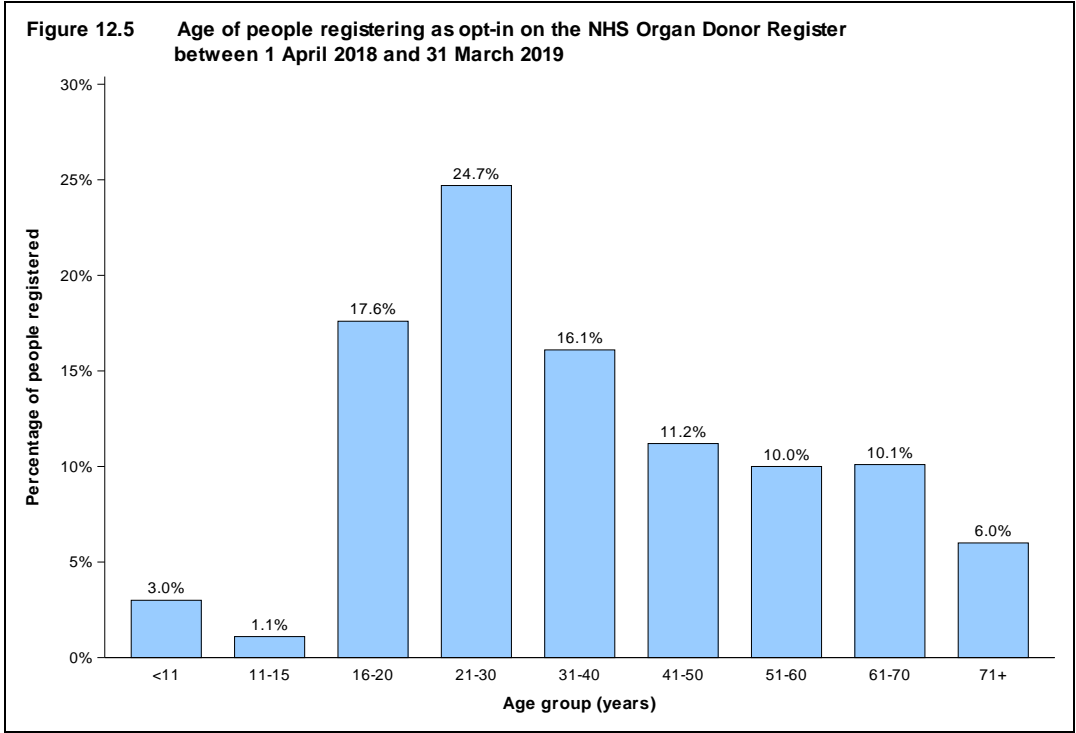
Not prepared to donate:	% of 'Restricted donors'	% of all registrants
Kidney	5	0.8
Pancreas	16	2.5
Heart	17	2.5
Lungs	16	2.4
Liver	9	1.5
Corneas	68	10.5

<sup>1</sup> Complete information was not available for approximately 8% of the total register

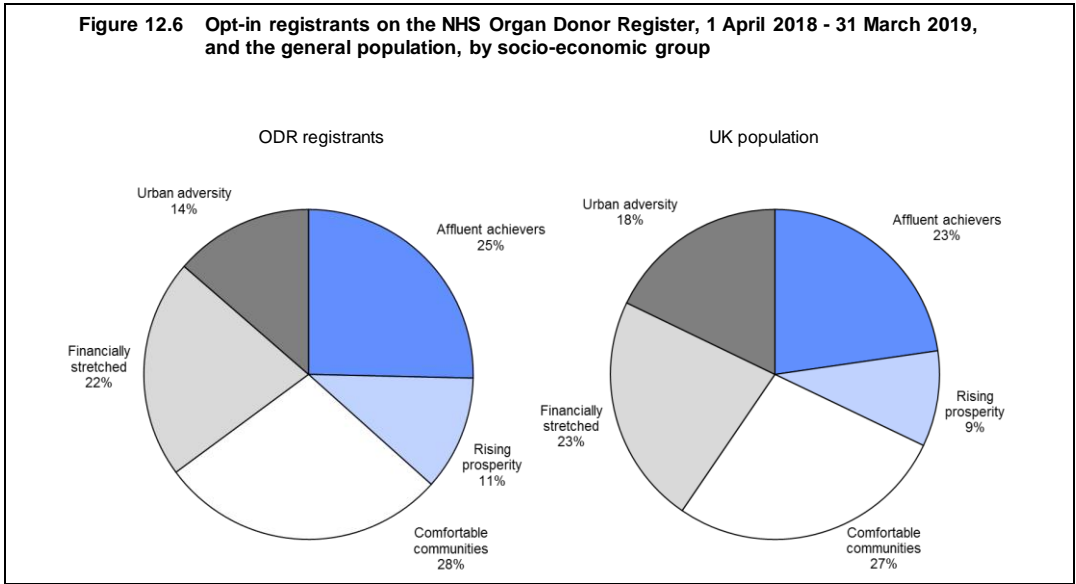
People of all ages are eligible for organ donor registration: the distribution of age by sex at time of opt-in registration is shown in **Figure 12.4**. The highest proportion of registrations (22.1% of males and 24.4% of females) are in the 21-30 years age group. The lowest proportions are in the under 11 and 11-15 age groups. Of all people registered on the NHS Organ Donor Register, 46% are male and 53% are female (<1% unknown).



Additionally, the distribution of age of people registering on the opt-in ODR during the latest financial year, 2018-2019, is shown in **Figure 12.5**. The highest proportion of registrations in this year were in the 21-30 years age group. Of the registrants in 2018-2019, 46% were male and 54% were female.



The breakdown of opt-in registrants on the ODR during 2018-2019 by socio-economic group (using the ACORN<sup>1</sup> classification, based on postcode) is shown in **Figure 12.6**, where it is compared with the general UK population. Though having basically similar distributions, there were proportionately more 'affluent achievers' and less 'urban adversity' or 'financially stretched' on the ODR than in the general population.



<sup>1</sup> ACORN data supplied by CACI Ltd.