

# Level 4 Data and Meeting Booklet

January 2019



## Categorisation of Donation Activity by Level

Levels – based on proceeding donors per year (averaged over two years)

Level	2018 Definition	Number Board / Trusts in each level 2018
1	12 or more ( $\geq 12$ )	35
2	6 or more but less than 12 ( $\geq 6$ to $< 12$ )	45
3	more than 3 but less than 6 ( $> 3$ to $< 6$ )	46
4	3 or less ( $\leq 3$ )	41

### For clarity

12 donors = Level 1

6 donors = Level 2

5 donors = Level 3

**An additional descriptor is applied to each trust/board, as appropriate.**

**N = Adult Neuro ICU (28)**

**P = Paediatric ICU (26)**

**C = Cardiothoracic ICU (32)**

**T = Major Trauma Centre (23) pending developments in Wales**

### Note

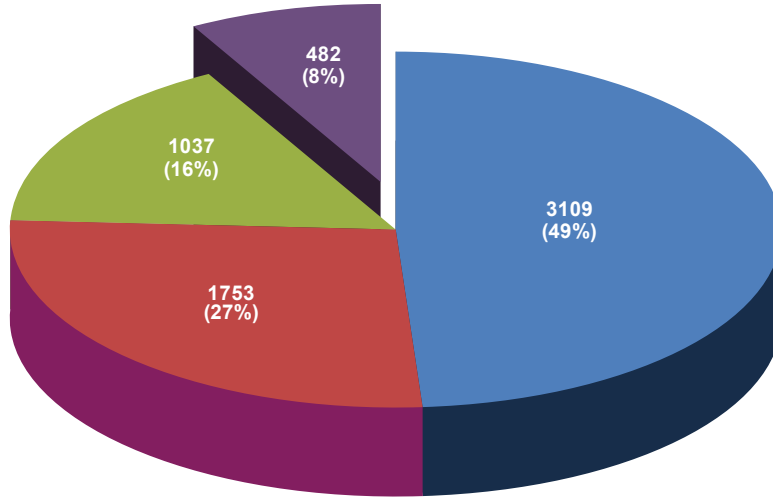
1. Owing to hospital merges there are now 168 Board / Trusts instead of 171 compared to 2016.

2. The number of actual donors in Level 1 hospitals ranges from 12 to 44.5.

# UK Donation by Level



Potential DBD/Eligible DCD donors

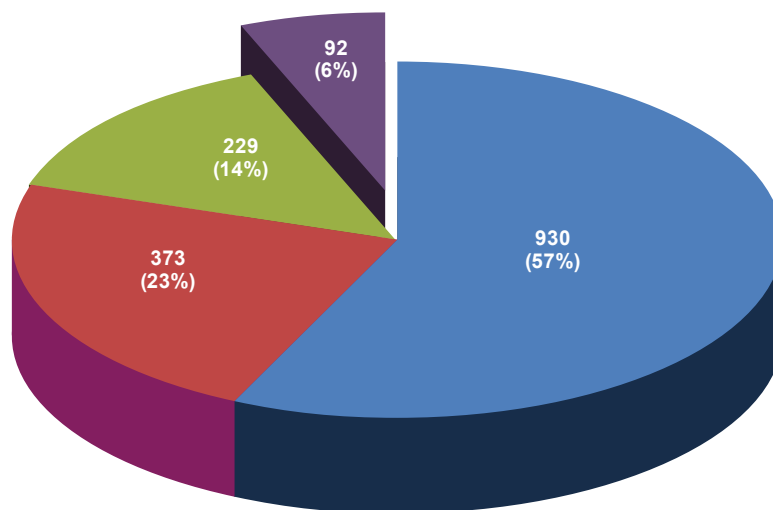


1 October 2017 - 30 September 2018

**Potential donors after brainstem death (DBD)** are defined as patients who have neurological death suspected by meeting all of the following criteria: apnoea, coma from known aetiology and unresponsive, ventilated, fixed pupils. Excluding those for whom cardiac arrest occurred despite resuscitation, brain stem reflexes returned.

**Eligible donors after circulatory death (DCD)** are defined as patients who had treatment withdrawn and death was anticipated within four hours, with no absolute medical contraindications to solid organ donation.

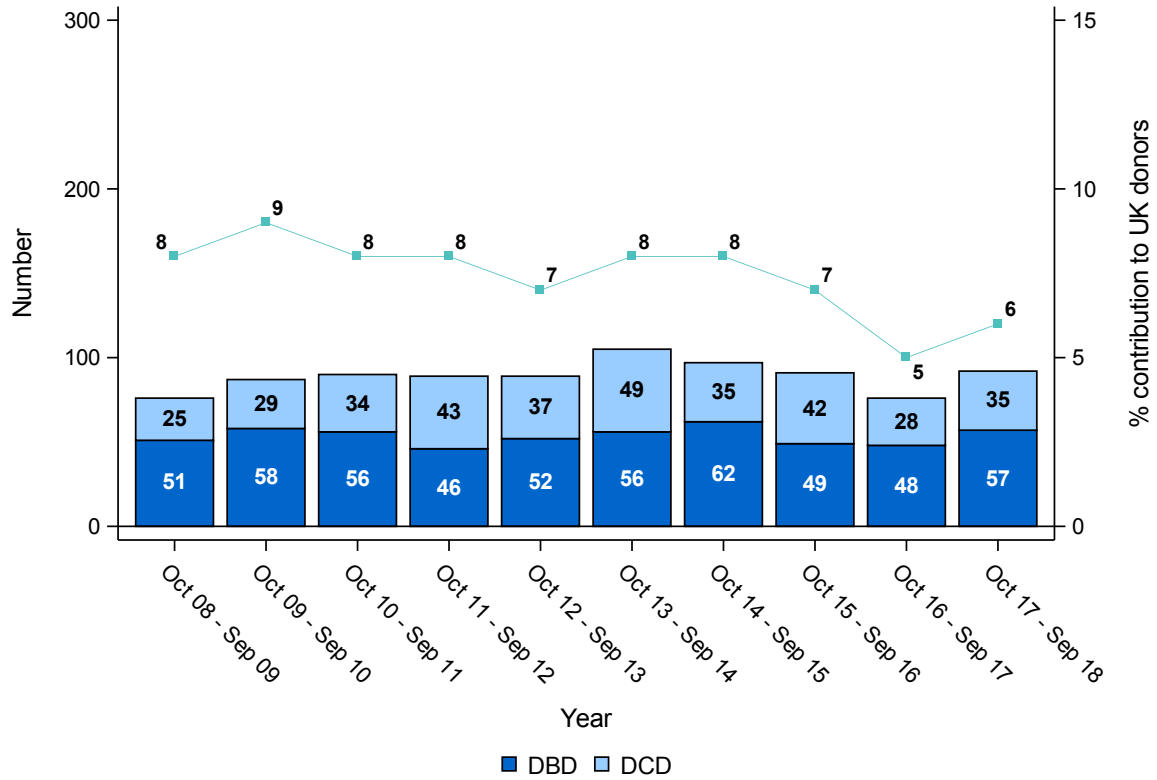
Actual donors



1 October 2017 - 30 September 2018

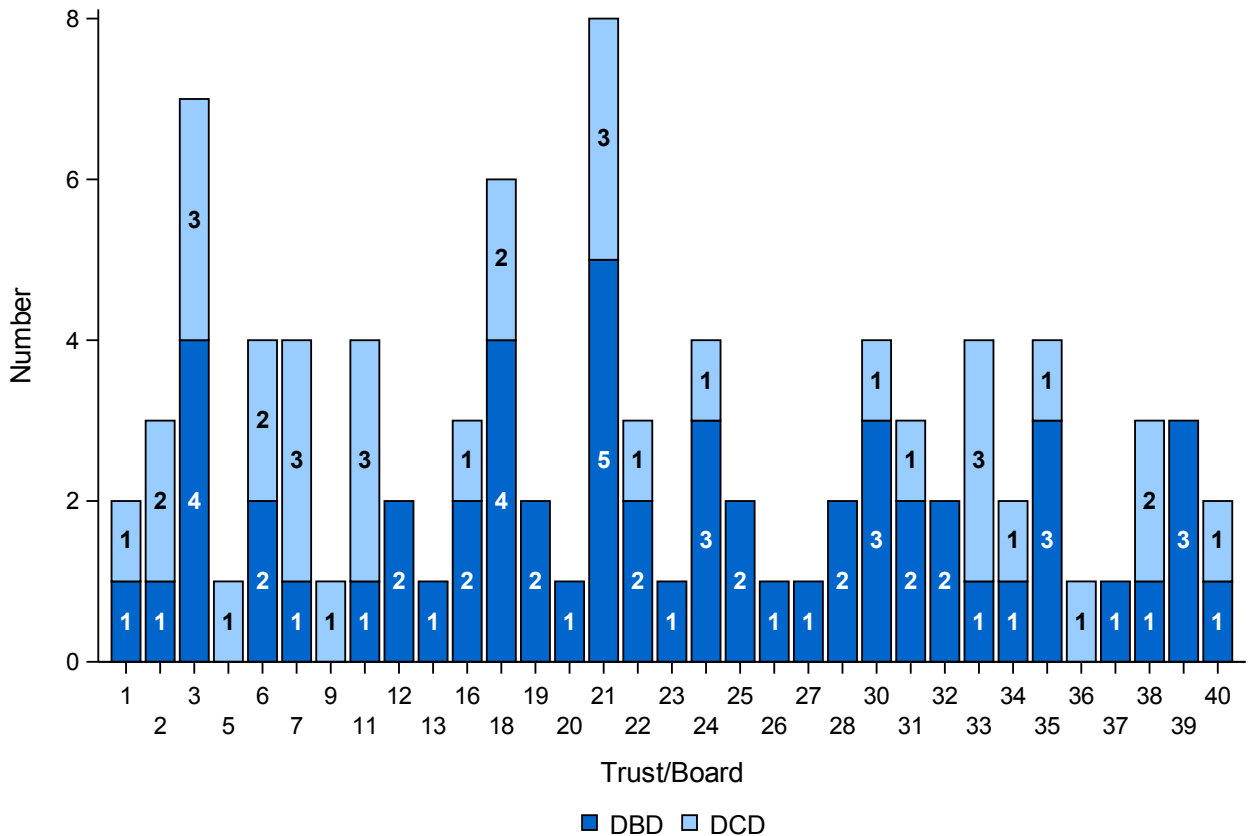
## Level 4 Group actual deceased donors

1 October 2008 - 30 September 2018



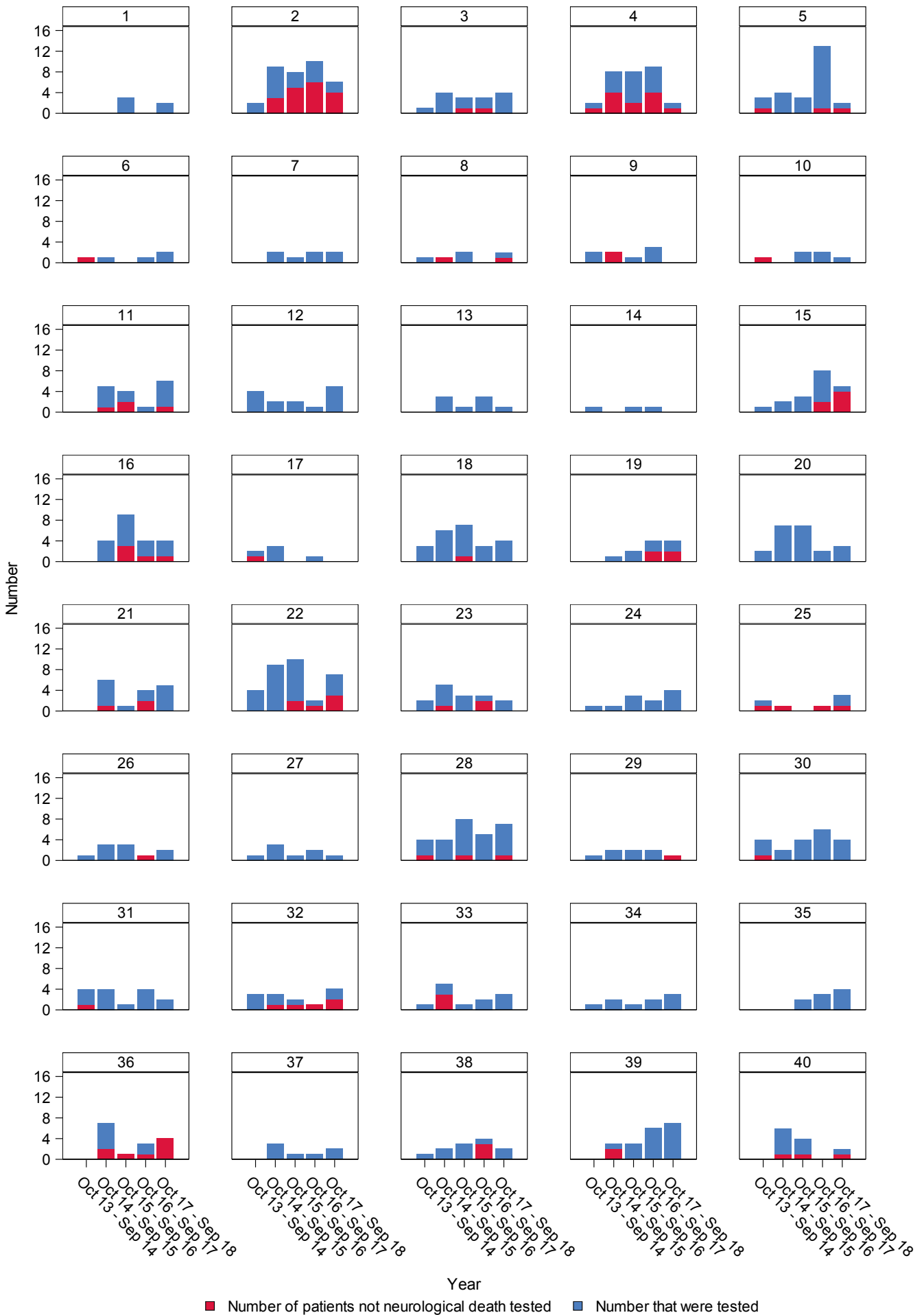
## Level 4 Group actual deceased donors by trust/board

1 October 2017 - 30 September 2018



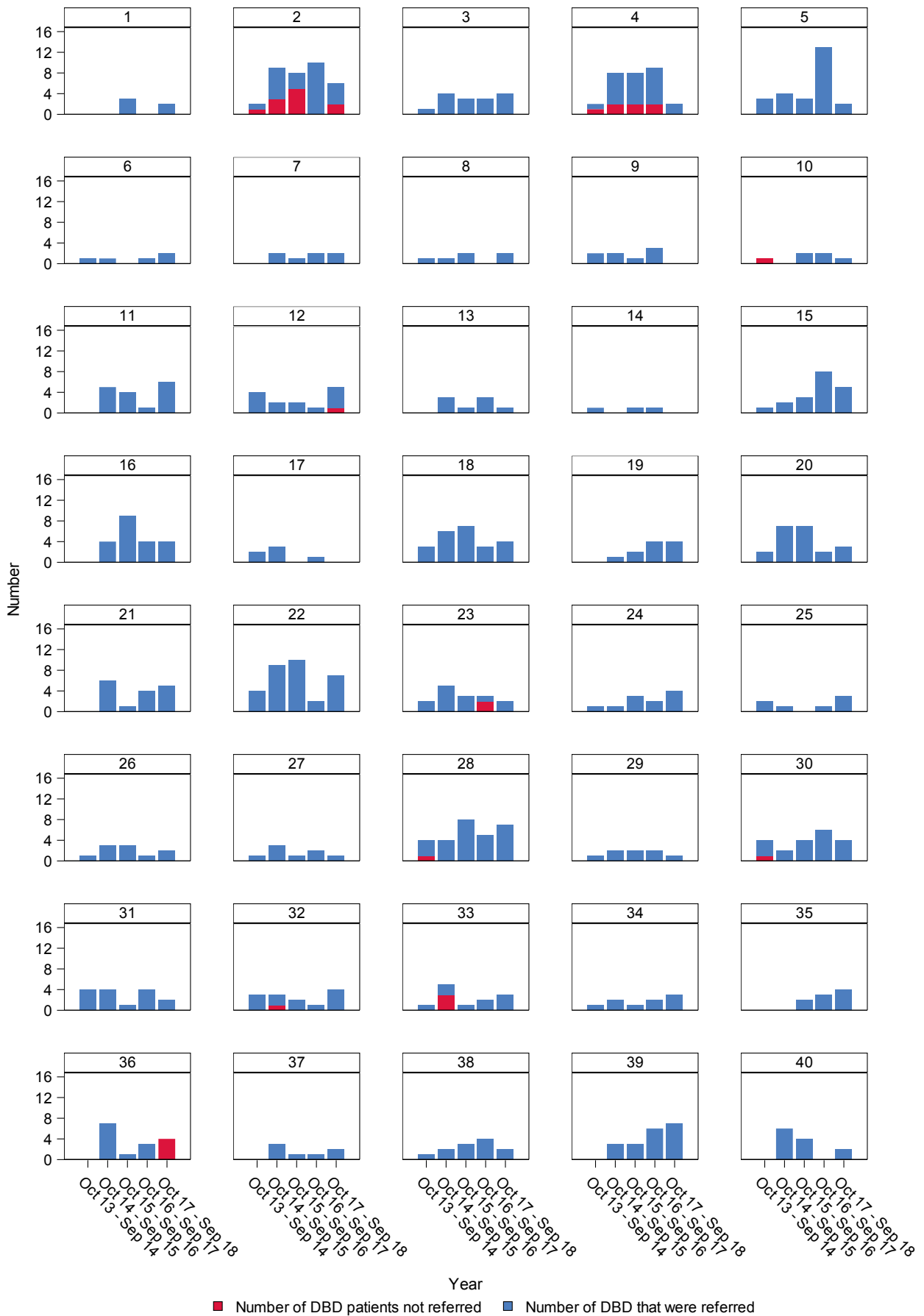
# Level 4s neurological death testing

1 October 2014 - 30 September 2018



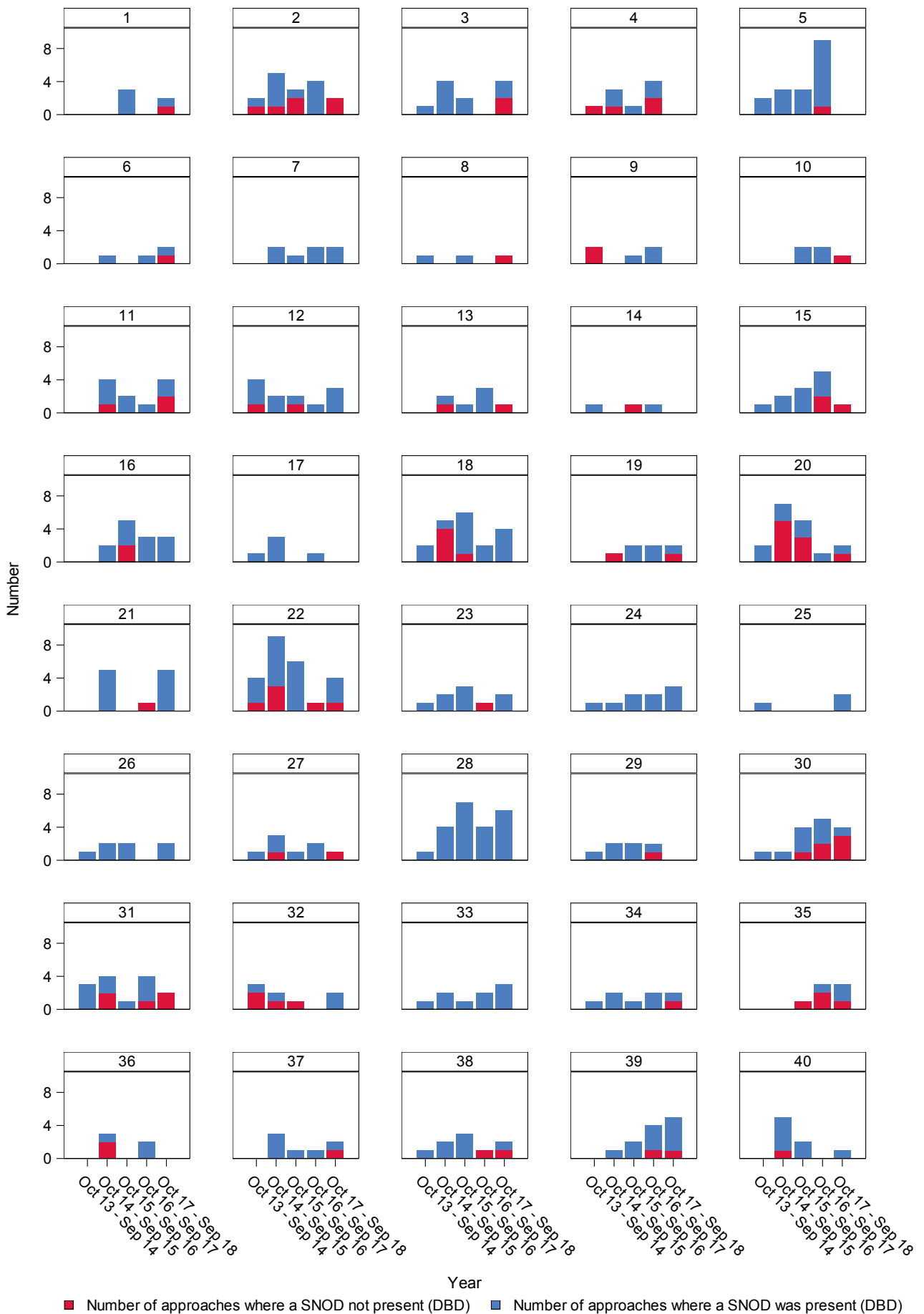
# Level 4s DBD referral

1 October 2014 - 30 September 2018



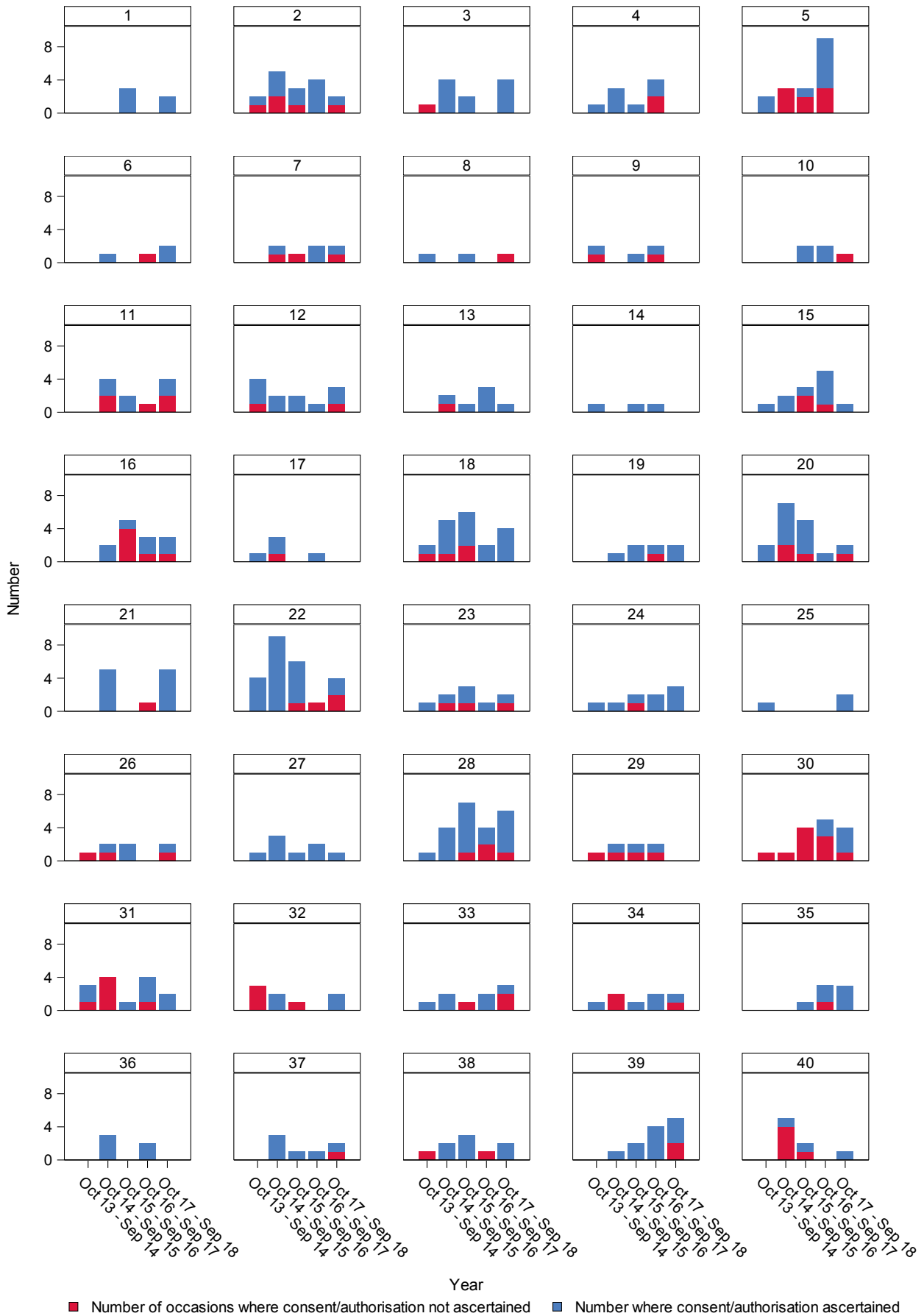
# Level 4s DBD SNOD presence

1 October 2014 - 30 September 2018



# Level 4s DBD consent/authorisation

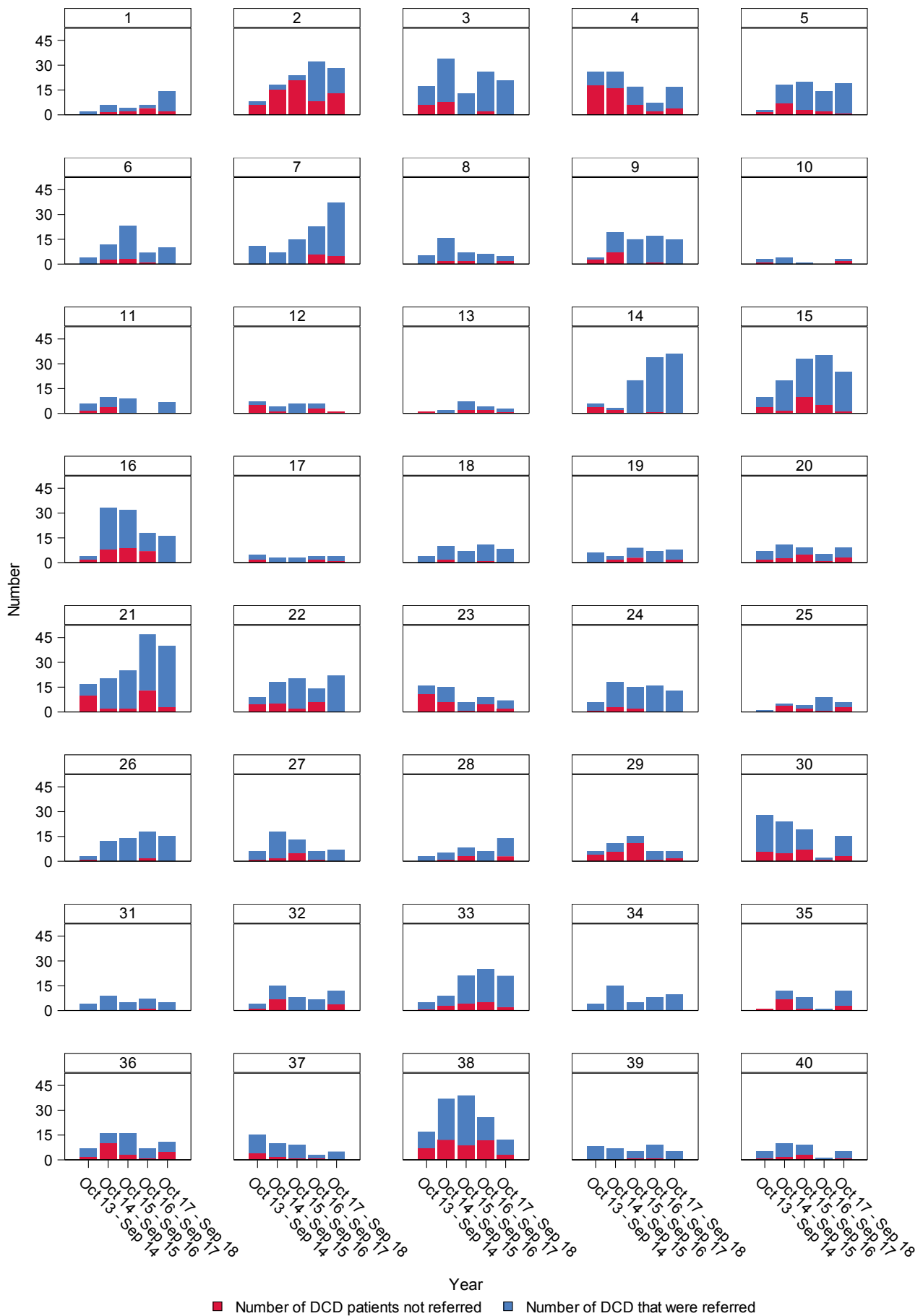
1 October 2014 - 30 September 2018





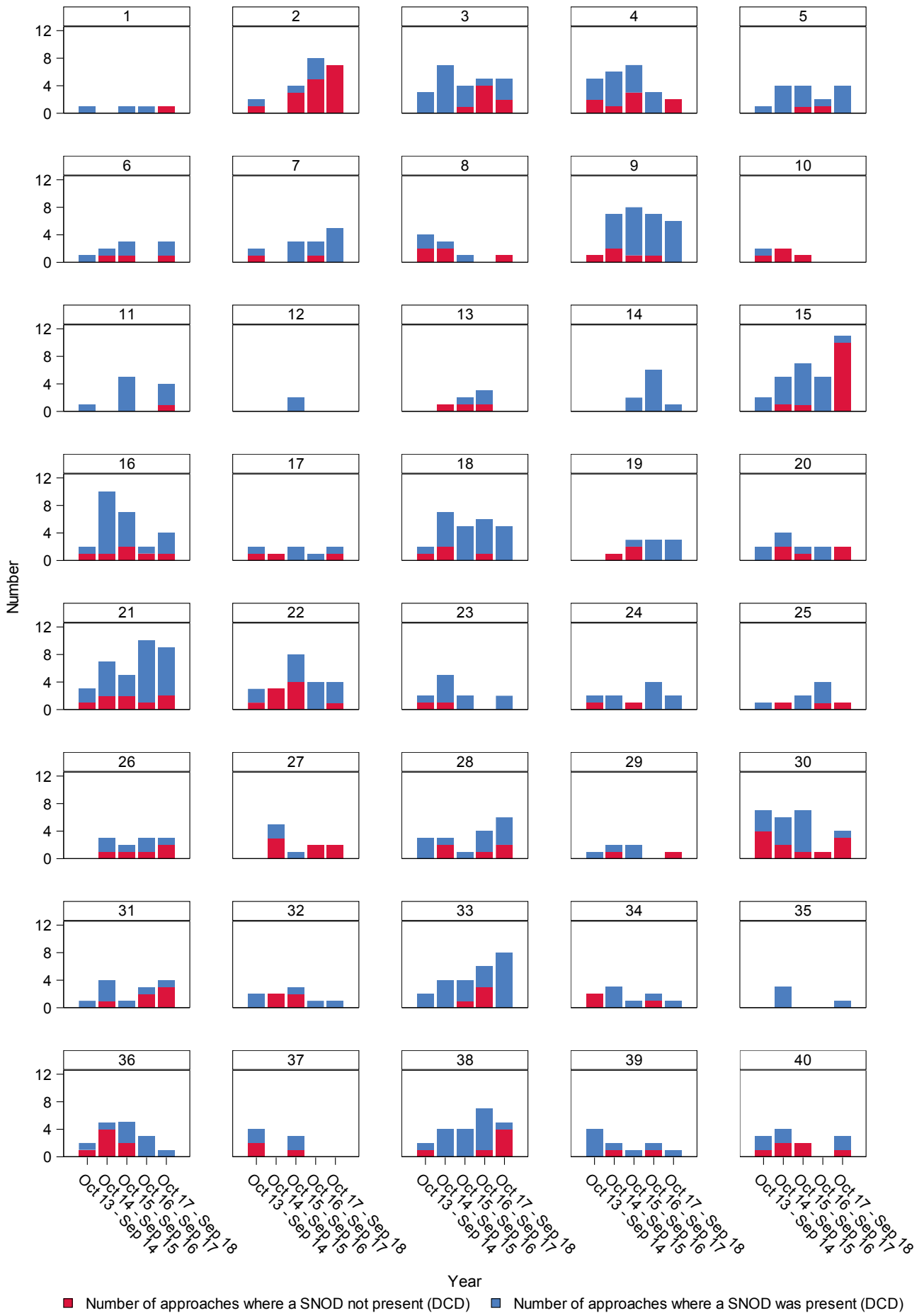
# Level 4s DCD referral

1 October 2014 - 30 September 2018



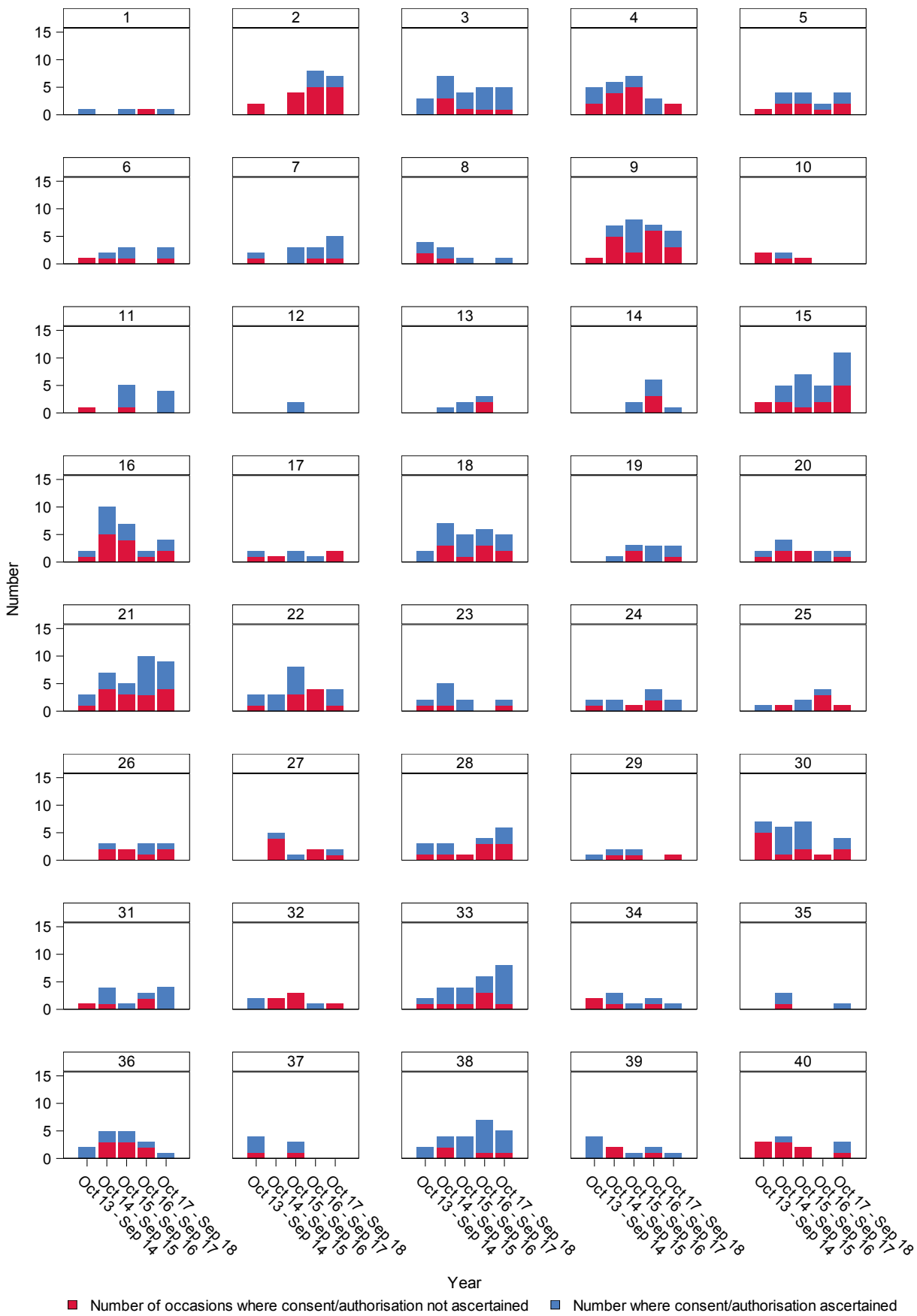
# Level 4s DCD SNOD presence

1 October 2014 - 30 September 2018



# Level 4s DCD consent/authorisation rate

1 October 2014 - 30 September 2018



## Level 4: Tabulated data

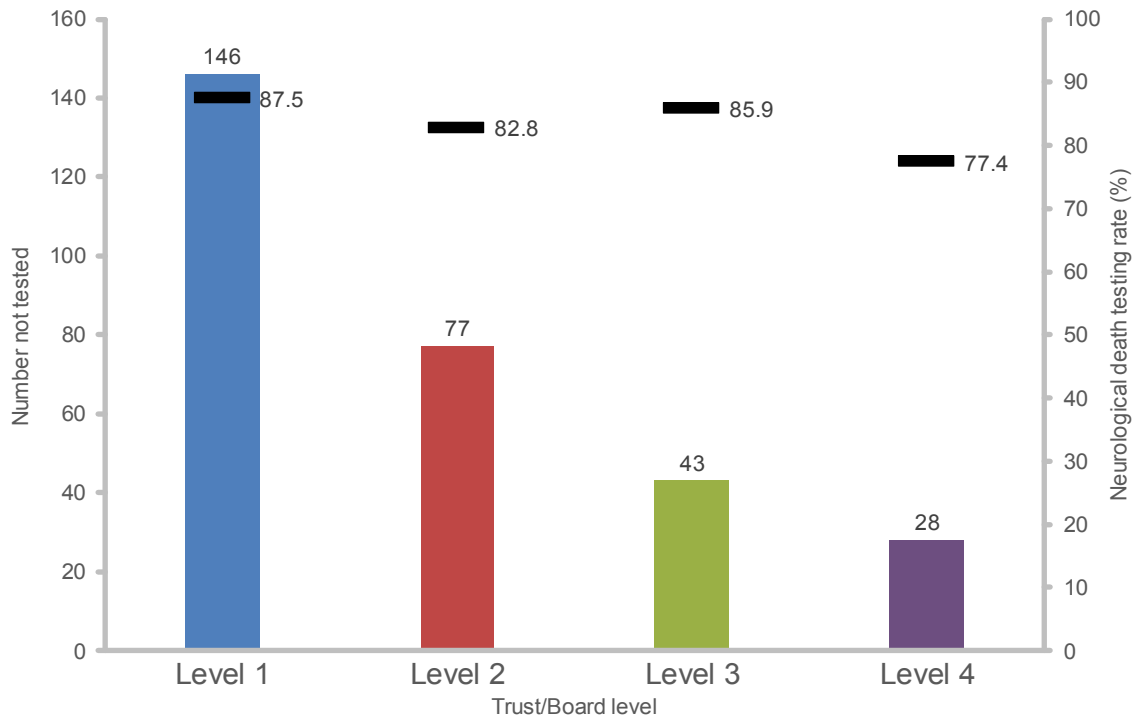
1 October 2017 - 30 September 2018

Key	Trust/Board	Number not neurological death tested	Number not referred		Number of families approached without SNOD present		Number where consent/authorisation not ascertained	
			DBD	DCD	DBD	DCD	DBD	DCD
1	Airedale NHS Foundation Trust	0 (2)	0 (2)	2 (14)	1 (2)	1 (1)	0 (2)	0 (1)
2	Alder Hey Children's NHS Foundation Trust	4 (6)	2 (6)	0 (28)	2 (2)	7 (7)	1 (2)	5 (7)
3	Barnsley Hospital NHS Foundation Trust	0 (4)	0 (4)	13 (21)	2 (4)	2 (5)	0 (4)	1 (5)
4	Birmingham Women's and Children's NHS Foundation Trust	1 (2)	0 (2)	4 (17)	0 (0)	2 (2)	0 (0)	2 (2)
5	Croydon Health Services NHS Trust	1 (2)	0 (2)	1 (19)	0 (0)	0 (4)	0 (0)	2 (4)
6	East Cheshire NHS Trust	0 (2)	0 (2)	0 (10)	1 (2)	1 (3)	0 (2)	1 (3)
7	Gateshead Health NHS Foundation Trust	0 (2)	0 (2)	5 (37)	0 (2)	0 (5)	1 (2)	1 (5)
8	George Eliot Hospital NHS Trust	1 (2)	0 (2)	2 (5)	1 (1)	1 (1)	1 (1)	0 (1)
9	Golden Jubilee National Hospital	0 (0)	0 (0)	0 (15)	0 (0)	0 (6)	0 (0)	3 (6)
10	Guernsey	0 (1)	0 (1)	2 (3)	1 (1)	0 (0)	1 (1)	0 (0)
11	Harrogate and District NHS Foundation Trust	1 (6)	0 (6)	0 (7)	2 (4)	1 (4)	2 (4)	0 (4)
12	Isle of Man	0 (5)	1 (5)	1 (1)	0 (3)	0 (0)	1 (3)	0 (0)
13	Jersey	0 (1)	0 (1)	1 (3)	1 (1)	0 (0)	0 (1)	0 (0)
14	Liverpool Heart and Chest Hospital NHS Foundation Trust	0 (0)	0 (0)	0 (36)	0 (0)	0 (1)	0 (0)	0 (1)
15	Mid Cheshire Hospitals NHS Foundation Trust	4 (5)	0 (5)	1 (25)	1 (1)	10 (11)	0 (1)	5 (11)
16	Milton Keynes Hospital NHS Foundation Trust	1 (4)	0 (4)	0 (16)	0 (3)	1 (4)	1 (3)	2 (4)
17	NHS Borders	0 (0)	0 (0)	1 (4)	1 (2)	1 (2)	0 (0)	2 (2)
18	NHS Forth Valley	0 (4)	0 (4)	0 (8)	0 (4)	0 (5)	0 (4)	2 (5)
19	Northern Devon Healthcare NHS Trust	2 (4)	0 (4)	2 (8)	1 (2)	0 (3)	0 (2)	1 (3)
20	Poole Hospital NHS Foundation Trust	0 (3)	0 (3)	3 (9)	1 (2)	2 (2)	1 (2)	1 (2)
21	Royal Berkshire NHS Foundation Trust	0 (5)	0 (5)	3 (40)	0 (5)	2 (9)	0 (5)	4 (9)
22	Royal Devon and Exeter NHS Foundation Trust	3 (7)	0 (7)	0 (22)	1 (4)	1 (4)	2 (4)	1 (4)
23	Royal Surrey County Hospital NHS Foundation Trust	0 (2)	0 (2)	2 (7)	0 (2)	0 (2)	1 (2)	1 (2)
24	Salisbury NHS Foundation Trust	0 (4)	0 (4)	0 (13)	0 (3)	0 (2)	0 (3)	0 (2)
25	Sheffield Children's NHS Foundation Trust	1 (3)	0 (3)	3 (6)	0 (2)	1 (1)	0 (2)	1 (1)
26	South Tyneside NHS Foundation Trust	0 (2)	0 (2)	0 (15)	0 (2)	2 (3)	1 (2)	2 (3)
27	South Warwickshire NHS Foundation Trust	0 (1)	0 (1)	0 (7)	1 (1)	2 (2)	0 (1)	1 (2)
28	Southend University Hospital NHS Foundation Trust	1 (7)	0 (7)	3 (14)	0 (6)	2 (6)	1 (6)	3 (6)
29	Southport and Ormskirk Hospital NHS Trust	1 (1)	0 (1)	2 (6)	0 (0)	1 (1)	0 (0)	1 (1)
30	The Dudley Group Of Hospitals NHS Foundation Trust	0 (4)	0 (4)	3 (15)	3 (4)	3 (4)	1 (4)	2 (4)
31	The Hillingdon Hospitals NHS Foundation Trust	0 (2)	0 (2)	0 (5)	2 (2)	3 (4)	0 (2)	0 (4)
32	The Princess Alexandra Hospital NHS Trust	2 (4)	0 (4)	4 (12)	0 (2)	0 (1)	0 (2)	1 (1)
33	The Queen Elizabeth Hospital, King's Lynn NHS Foundation Trust	0 (3)	0 (3)	2 (21)	0 (3)	0 (8)	2 (3)	1 (8)
34	The Rotherham NHS Foundation Trust	0 (3)	0 (3)	0 (10)	1 (2)	0 (1)	1 (2)	0 (1)
35	The Whittington Hospital NHS Trust	0 (4)	0 (4)	3 (12)	1 (3)	0 (1)	0 (3)	0 (1)
36	Walsall Healthcare NHS Trust	4 (4)	4 (4)	5 (11)	0 (0)	0 (1)	0 (0)	0 (1)
37	Weston Area Health NHS Trust	0 (2)	0 (2)	0 (5)	1 (2)	0 (0)	1 (2)	0 (0)
38	Wrightington, Wigan and Leigh NHS Foundation Trust	0 (2)	0 (2)	3 (12)	1 (2)	4 (5)	0 (2)	1 (5)
39	Wye Valley NHS Trust	0 (7)	0 (7)	0 (5)	1 (5)	0 (1)	2 (5)	0 (1)
40	Yeovil District Hospital NHS Foundation Trust	1 (2)	0 (2)	1 (5)	0 (1)	1 (3)	0 (1)	1 (3)
41	The Royal Marsden	0 (0)	0 (0)	0 (0)	0 (0)	0 (0)	0 (0)	0 (0)

Note that patients may appear in more than one group. (N) = the number of possible cases

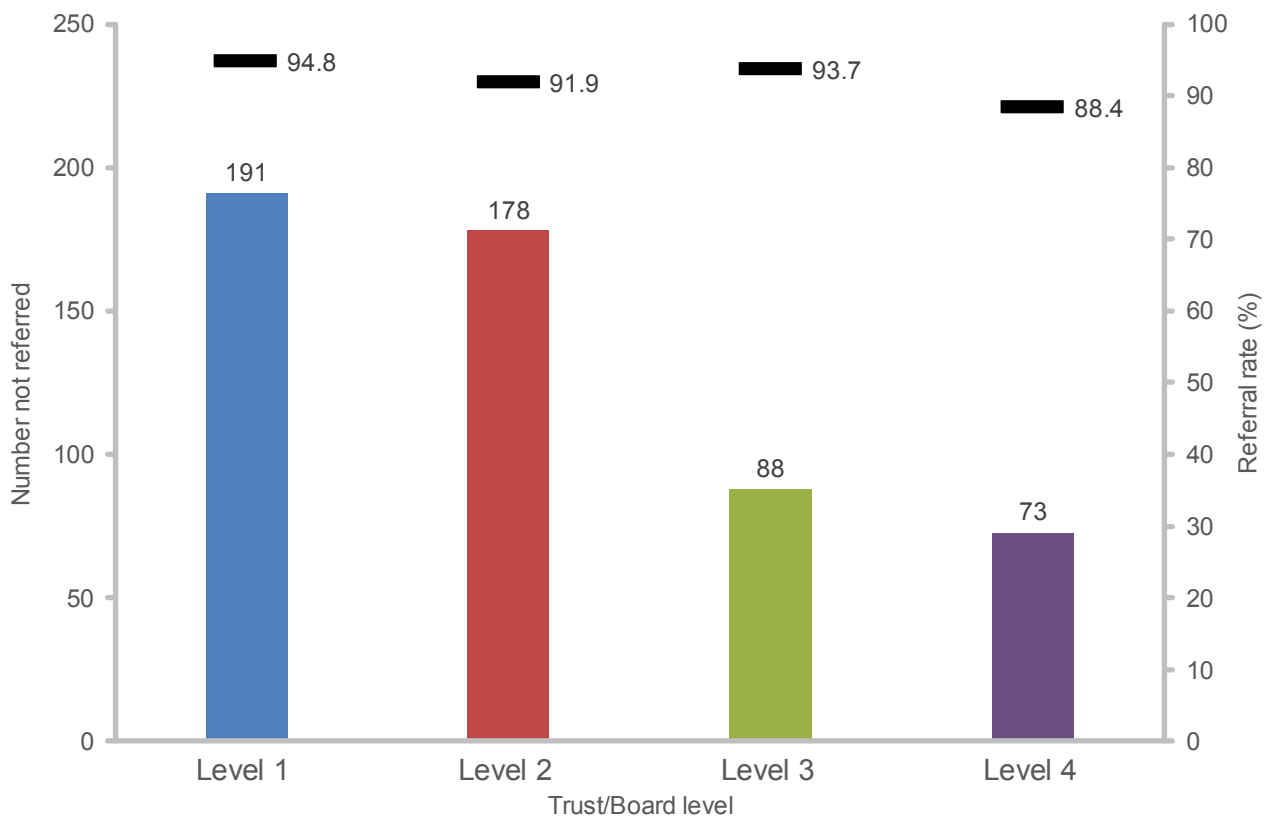
## Comparison of neurological death testing by level

1 October 2017 - 30 September 2018



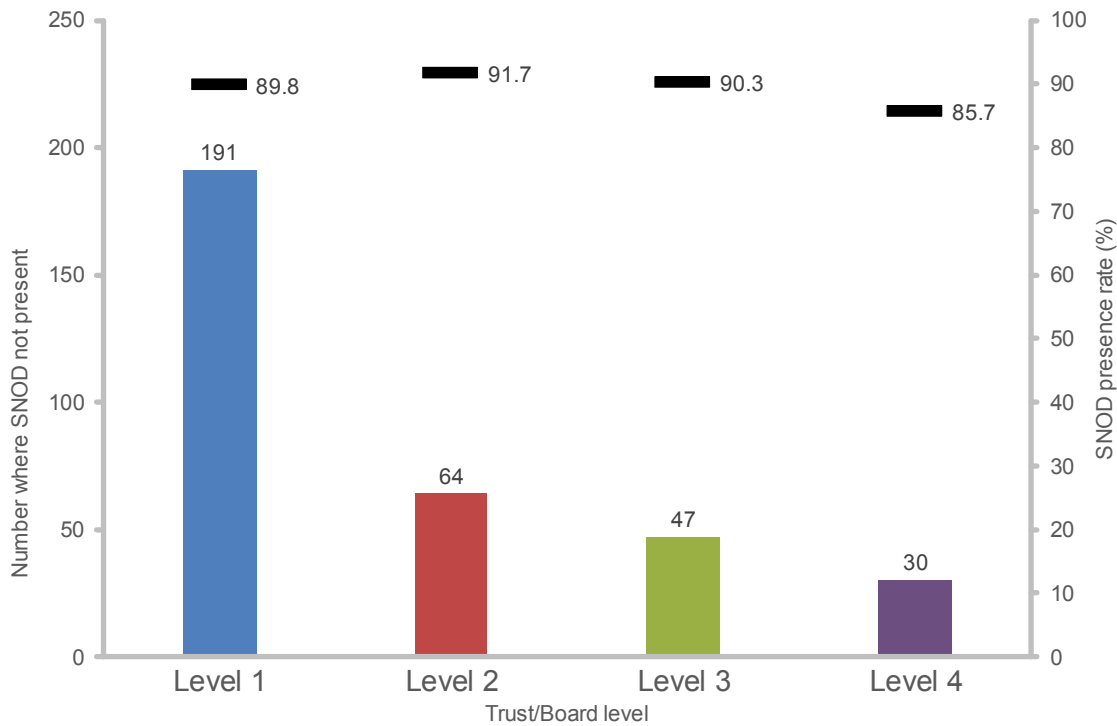
## Comparison of combined DBD and DCD referral by level

1 October 2017 - 30 September 2018



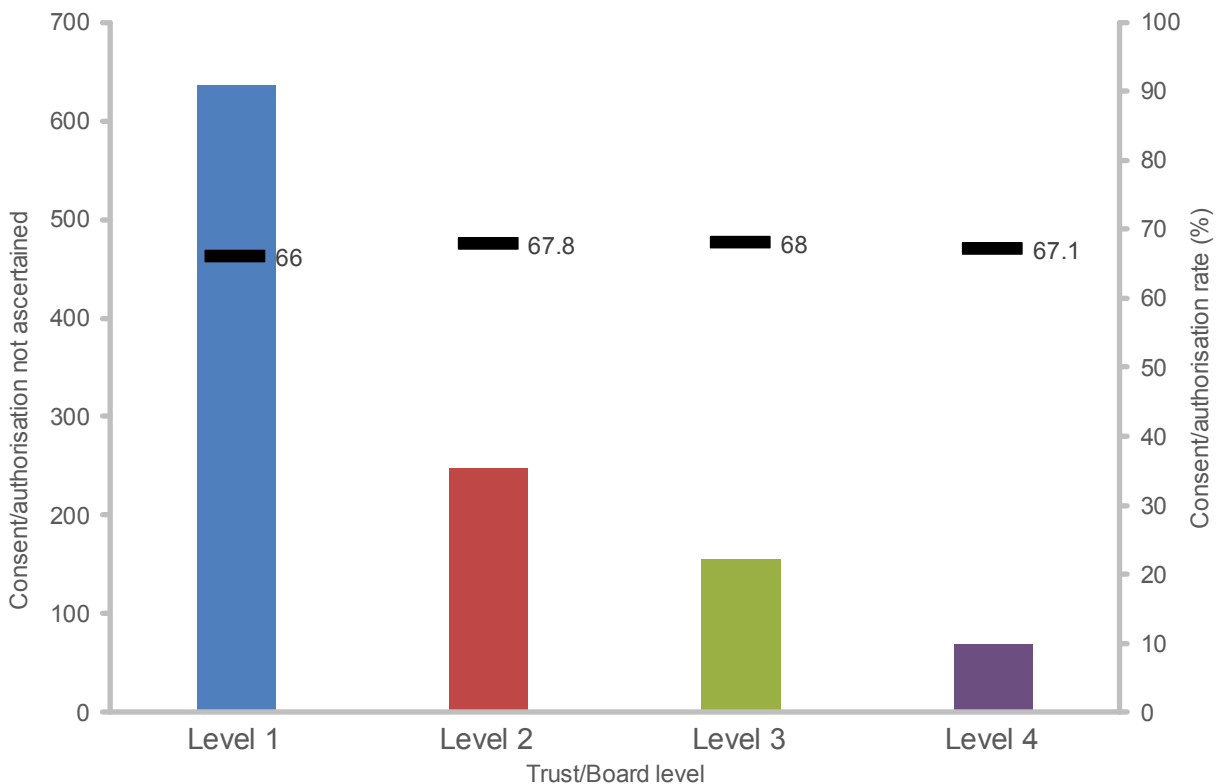
## Comparison of combined DBD and DCD SNOD presence by level

1 October 2017 - 30 September 2018



## Comparison of combined DBD and DCD consent/authorisation by level

1 October 2017 - 30 September 2018



## Level 4 group key

Key	Trust/Board	Adult neuro ICU	Paediatric ICU	Major Trauma Centre	Cardiothoracic ICU
1	Airedale NHS Foundation Trust				
2	Alder Hey Children's NHS Foundation Trust		P		
3	Barnsley Hospital NHS Foundation Trust				
4	Birmingham Women's and Children's NHS Foundation Trust		P		
5	Croydon Health Services NHS Trust				
6	East Cheshire NHS Trust				
7	Gateshead Health NHS Foundation Trust				
8	George Eliot Hospital NHS Trust				C
9	Golden Jubilee National Hospital				
10	Guernsey				
11	Harrogate and District NHS Foundation Trust				
12	Isle of Man				
13	Jersey				
14	Liverpool Heart and Chest Hospital NHS Foundation Trust				C
15	Mid Cheshire Hospitals NHS Foundation Trust				
16	Milton Keynes Hospital NHS Foundation Trust				
17	NHS Borders				
18	NHS Forth Valley				
19	Northern Devon Healthcare NHS Trust				
20	Poole Hospital NHS Foundation Trust				
21	Royal Berkshire NHS Foundation Trust				
22	Royal Devon and Exeter NHS Foundation Trust				
23	Royal Surrey County Hospital NHS Foundation Trust				
24	Salisbury NHS Foundation Trust				
25	Sheffield Children's NHS Foundation Trust		P		
26	South Tyneside NHS Foundation Trust				
27	South Warwickshire NHS Foundation Trust				
28	Southend University Hospital NHS Foundation Trust				
29	Southport and Ormskirk Hospital NHS Trust				
30	The Dudley Group Of Hospitals NHS Foundation Trust				
31	The Hillingdon Hospitals NHS Foundation Trust				
32	The Princess Alexandra Hospital NHS Trust				
33	The Queen Elizabeth Hospital, King's Lynn NHS Foundation Trust				
34	The Rotherham NHS Foundation Trust				
35	The Whittington Hospital NHS Trust				
36	Walsall Healthcare NHS Trust				
37	Weston Area Health NHS Trust				
38	Wrightington, Wigan and Leigh NHS Foundation Trust				
39	Wye Valley NHS Trust				
40	Yeovil District Hospital NHS Foundation Trust				
41	The Royal Marsden NHS Foundation Trust				

## Group 1 Posters

### Actions

1. Vote for the poster you think is best.
2. Choose two posters you want to take note of (see below).
3. Write any ideas to have on the *where to next* blank poster.

## Noteworthy Poster 1

### Key idea

How would you apply locally?

Contact details:

---

## Noteworthy Poster 2

### Key idea

How would you apply locally?

Contact details:



## Group 2 Posters

### Actions

1. Vote for the poster you think is best.
2. Choose two posters you want to take note of (see below).
3. Write any ideas to have on the *where to next* blank poster.

## Noteworthy Poster 1

### Key idea

How would you apply locally?

Contact details:

---

## Noteworthy Poster 2

### Key idea

How would you apply locally?

Contact details:

## Group 3 Posters

### Actions

1. Vote for the poster you think is best.
2. Choose two posters you want to take note of (see below).
3. Write any ideas to have on the *where to next* blank poster.

## Noteworthy Poster 1

### Key idea

How would you apply locally?

Contact details:

---

## Noteworthy Poster 2

### Key idea

How would you apply locally?

Contact details:

## Group 4 Posters

### Actions

1. Vote for the poster you think is best.
2. Choose two posters you want to take note of (see below).
3. Write any ideas to have on the *where to next* blank poster.

## Noteworthy Poster 1

### Key idea

How would you apply locally?

Contact details:

---

## Noteworthy Poster 2

### Key idea

How would you apply locally?

Contact details:

