

Level 2 Data and Meeting Booklet

January 2019



Categorisation of Donation Activity by Level

Levels – based on proceeding donors per year (averaged over two years)

Level	2018 Definition	Number Board / Trusts in each level 2018
1	12 or more (≥ 12)	35
2	6 or more but less than 12 (≥ 6 to < 12)	45
3	more than 3 but less than 6 (> 3 to < 6)	46
4	3 or less (≤ 3)	41

For clarity

12 donors = Level 1

6 donors = Level 2

5 donors = Level 3

An additional descriptor is applied to each trust/board, as appropriate.

N = Adult Neuro ICU (28)

P = Paediatric ICU (26)

C = Cardiothoracic ICU (32)

T = Major Trauma Centre (23) pending developments in Wales

Note

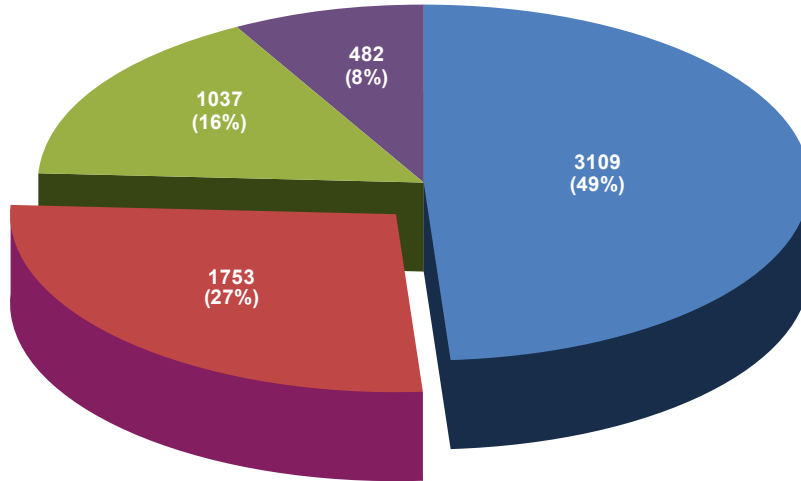
1. Owing to hospital merges there are now 168 Board / Trusts instead of 171 compared to 2016.

2. The number of actual donors in Level 1 hospitals ranges from 12 to 44.5.

UK Donation by Level



Potential DBD/Eligible DCD donors

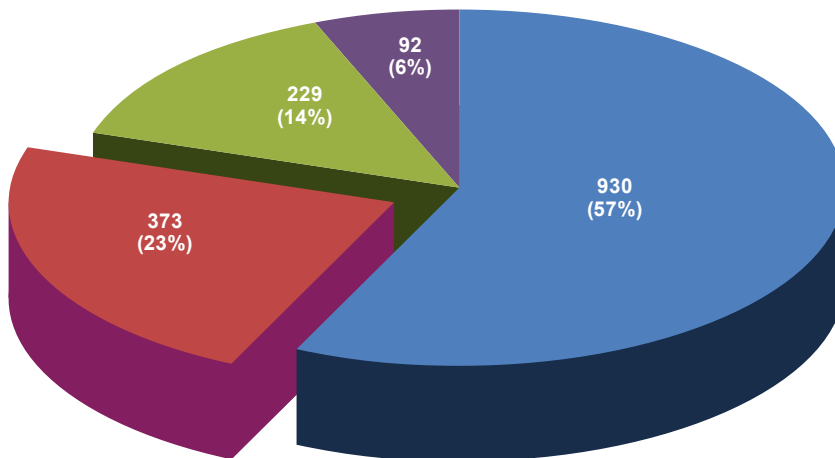


1 October 2017 - 30 September 2018

Potential donors after brainstem death (DBD) are defined as patients who have neurological death suspected by meeting all of the following criteria: apnoea, coma from known aetiology and unresponsive, ventilated, fixed pupils. Excluding those for whom cardiac arrest occurred despite resuscitation, brain stem reflexes returned.

Eligible donors after circulatory death (DCD) are defined as patients who had treatment withdrawn and death was anticipated within four hours, with no absolute medical contraindications to solid organ donation.

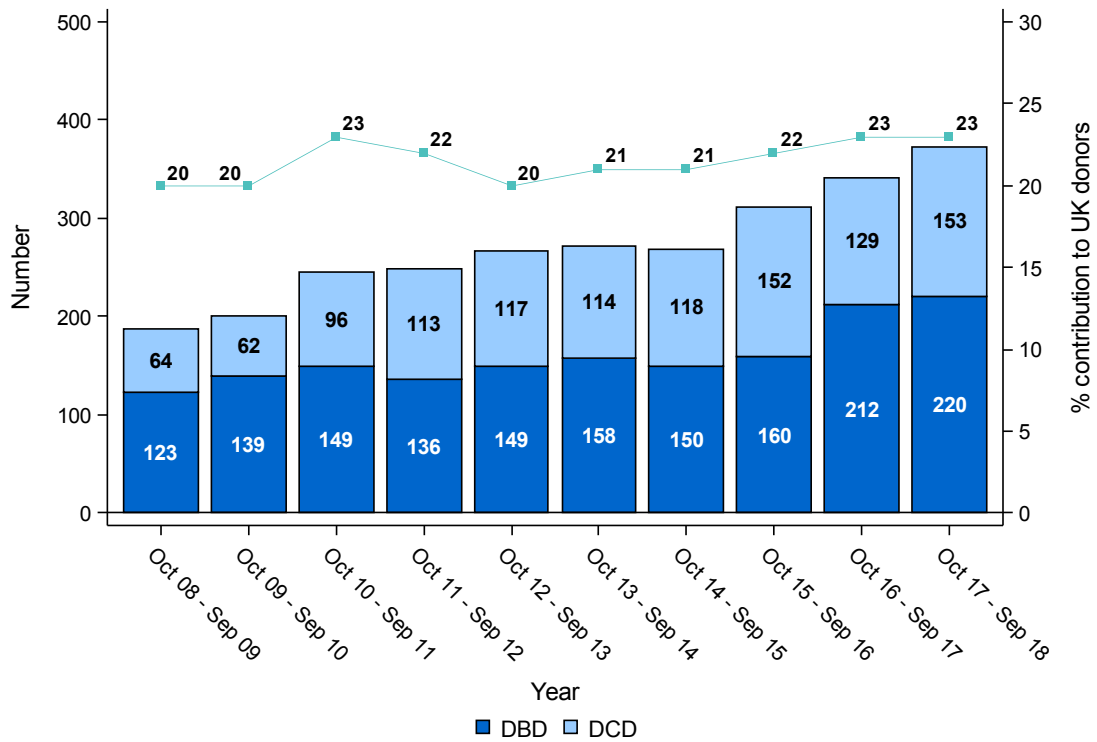
Actual donors



1 October 2017 - 30 September 2018

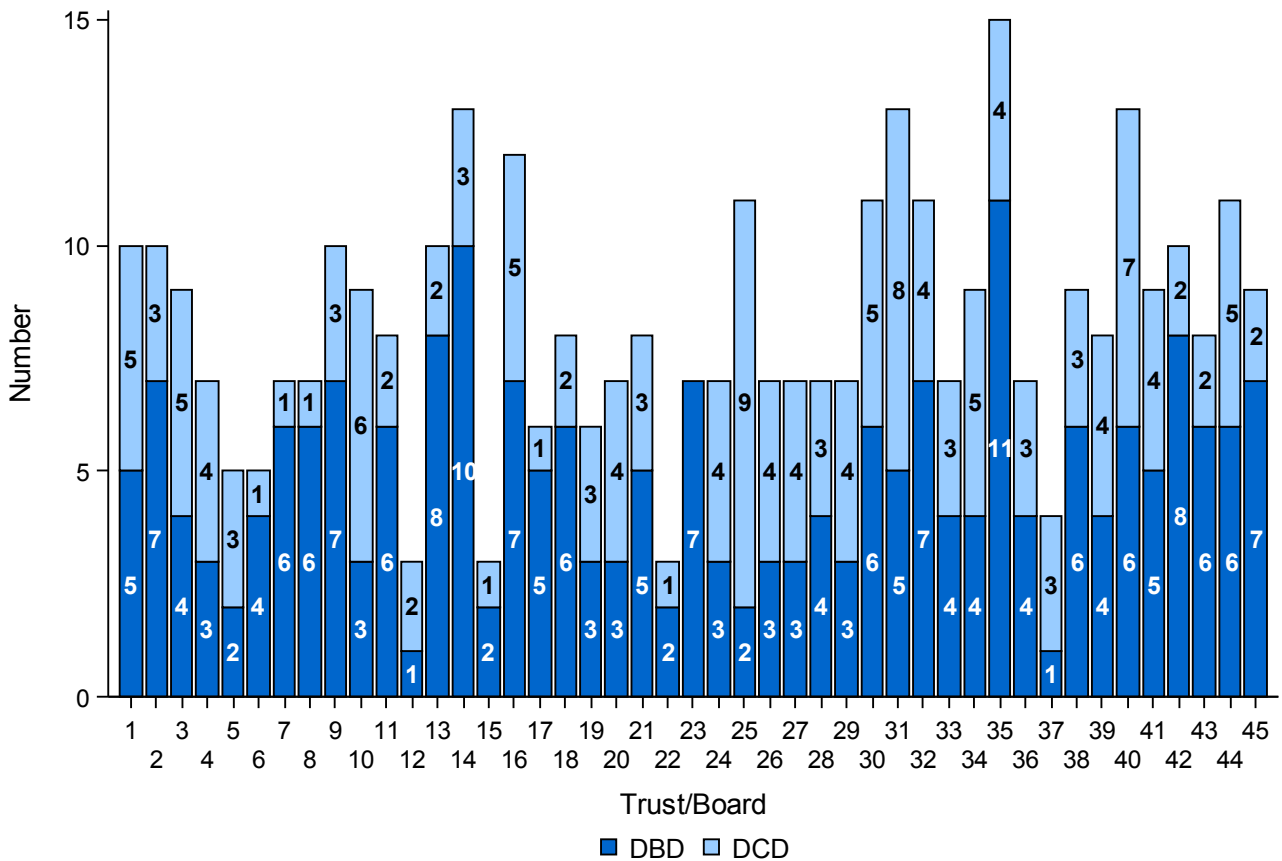
Level 2 Group actual deceased donors

1 October 2008 - 30 September 2018



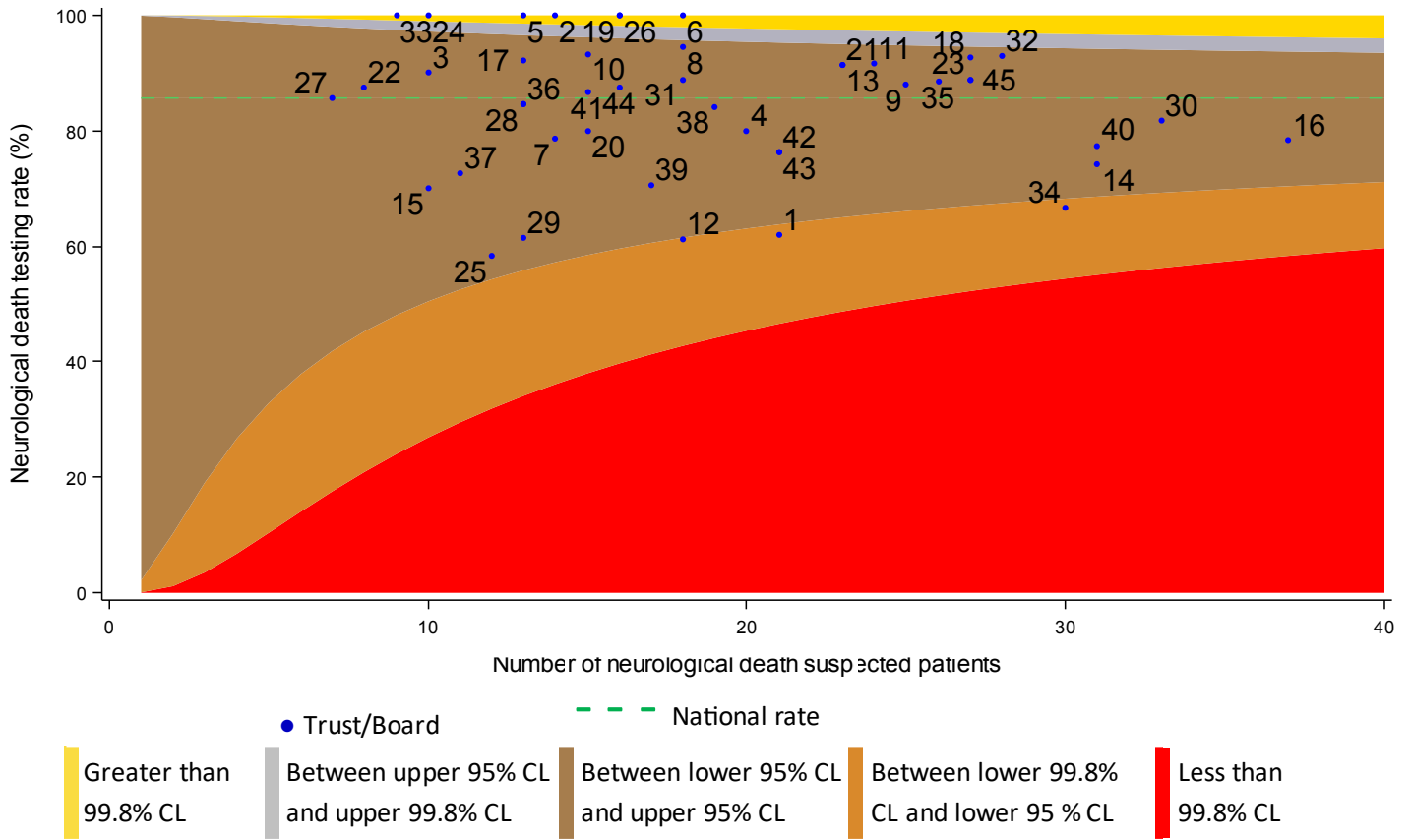
Level 2 Group actual deceased donors by trust/board

1 October 2017 - 30 September 2018



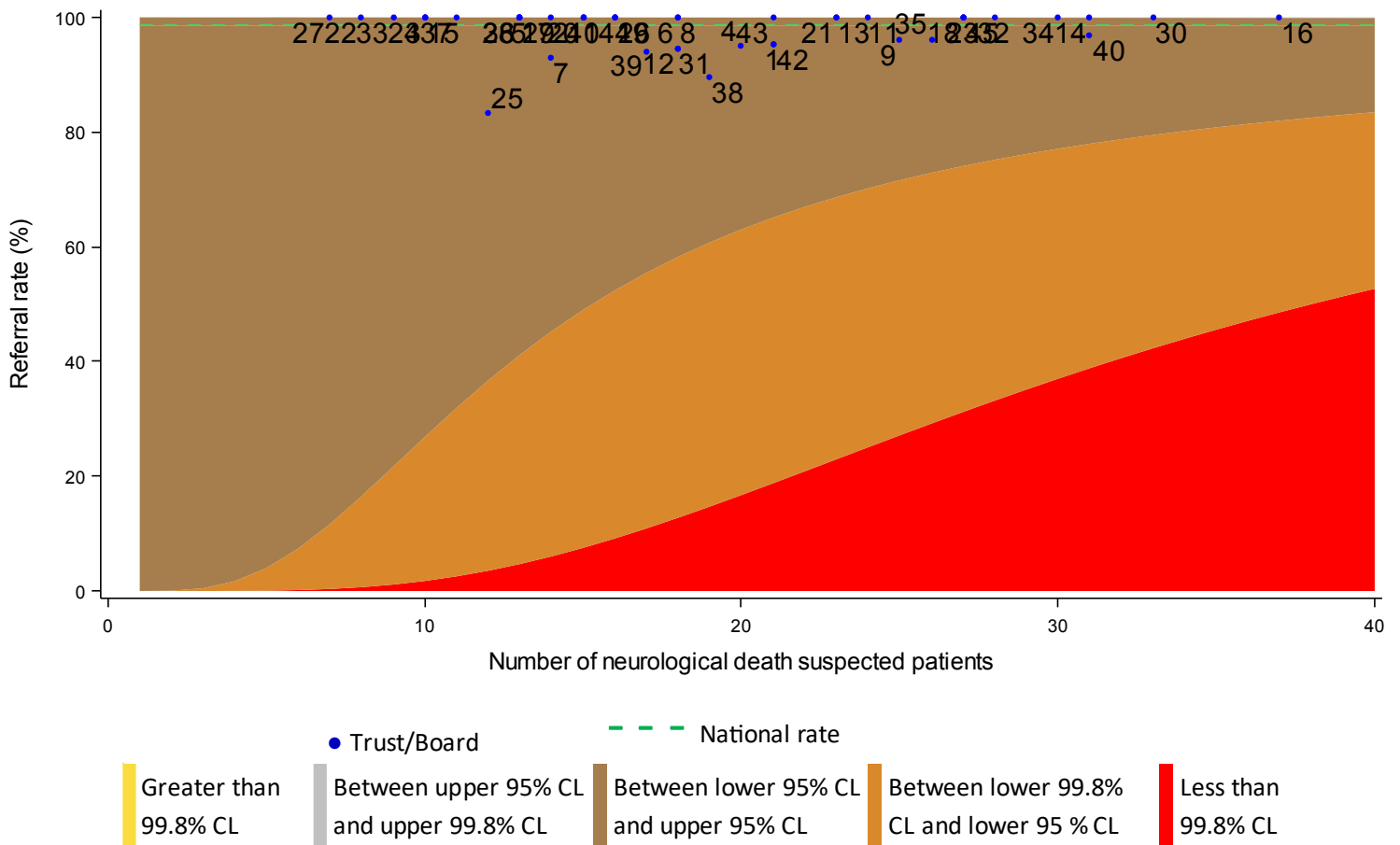
Level 2s neurological death testing rate

1 October 2016 - 30 September 2018



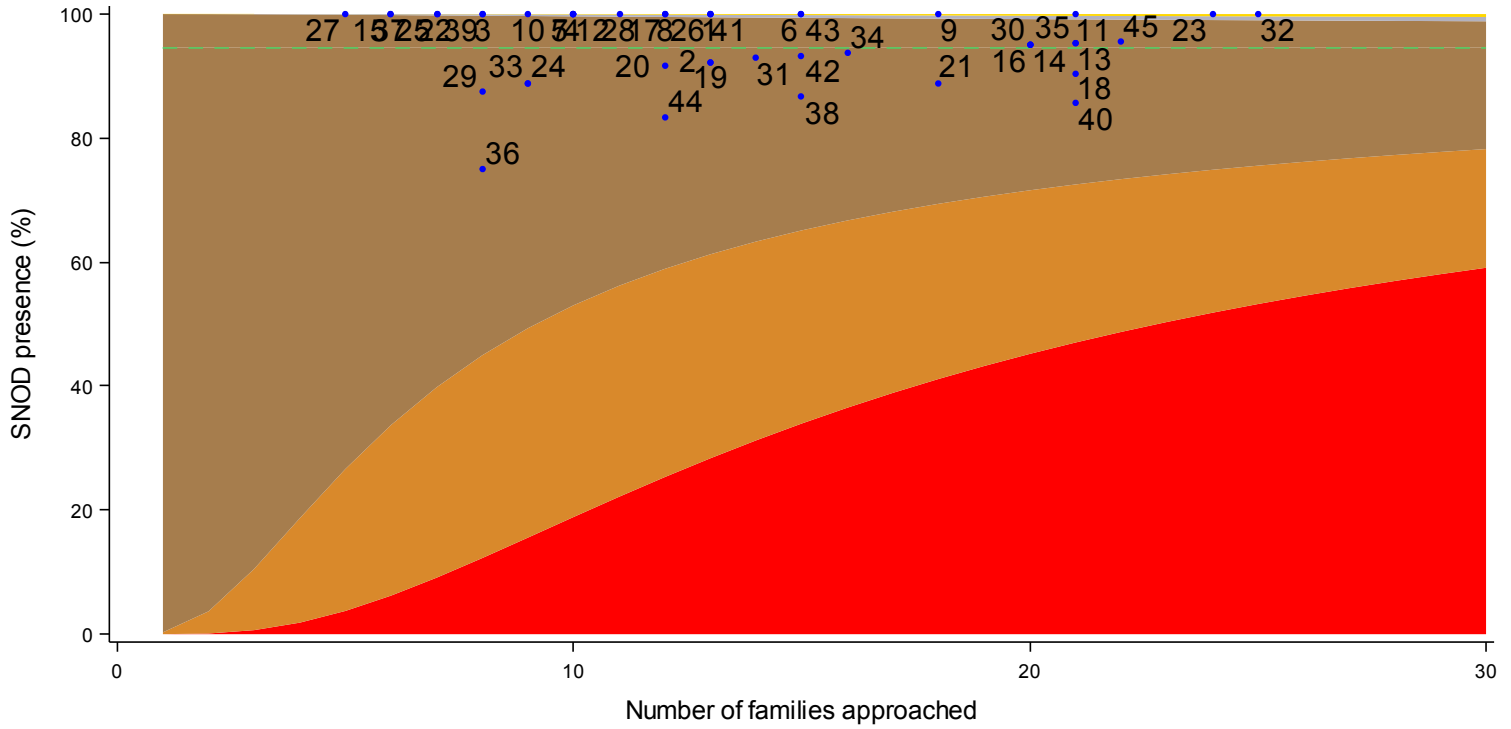
Level 2s DBD referral rate

1 October 2016 - 30 September 2018



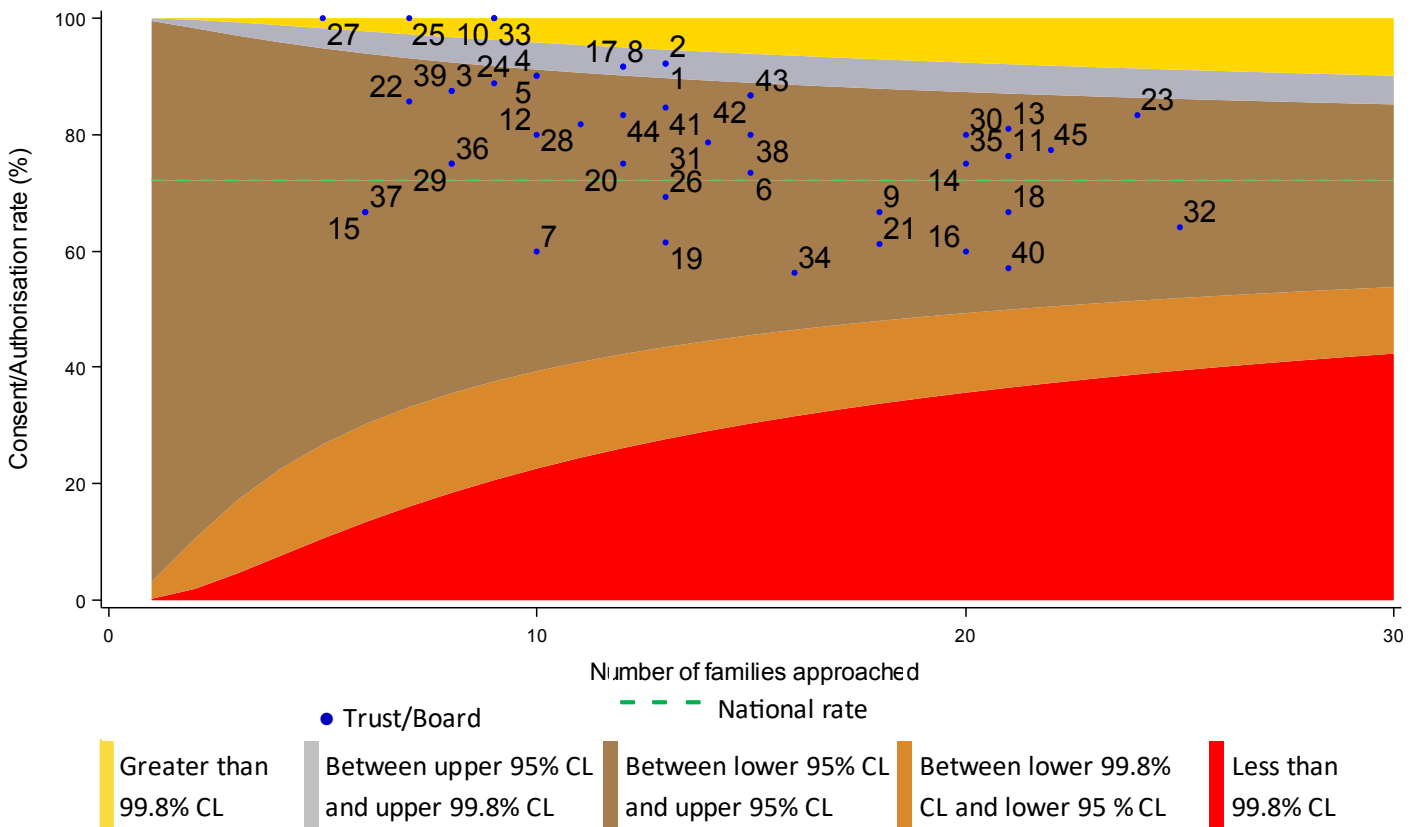
Level 2s DBD SNOD presence rate

1 October 2016 - 30 September 2018



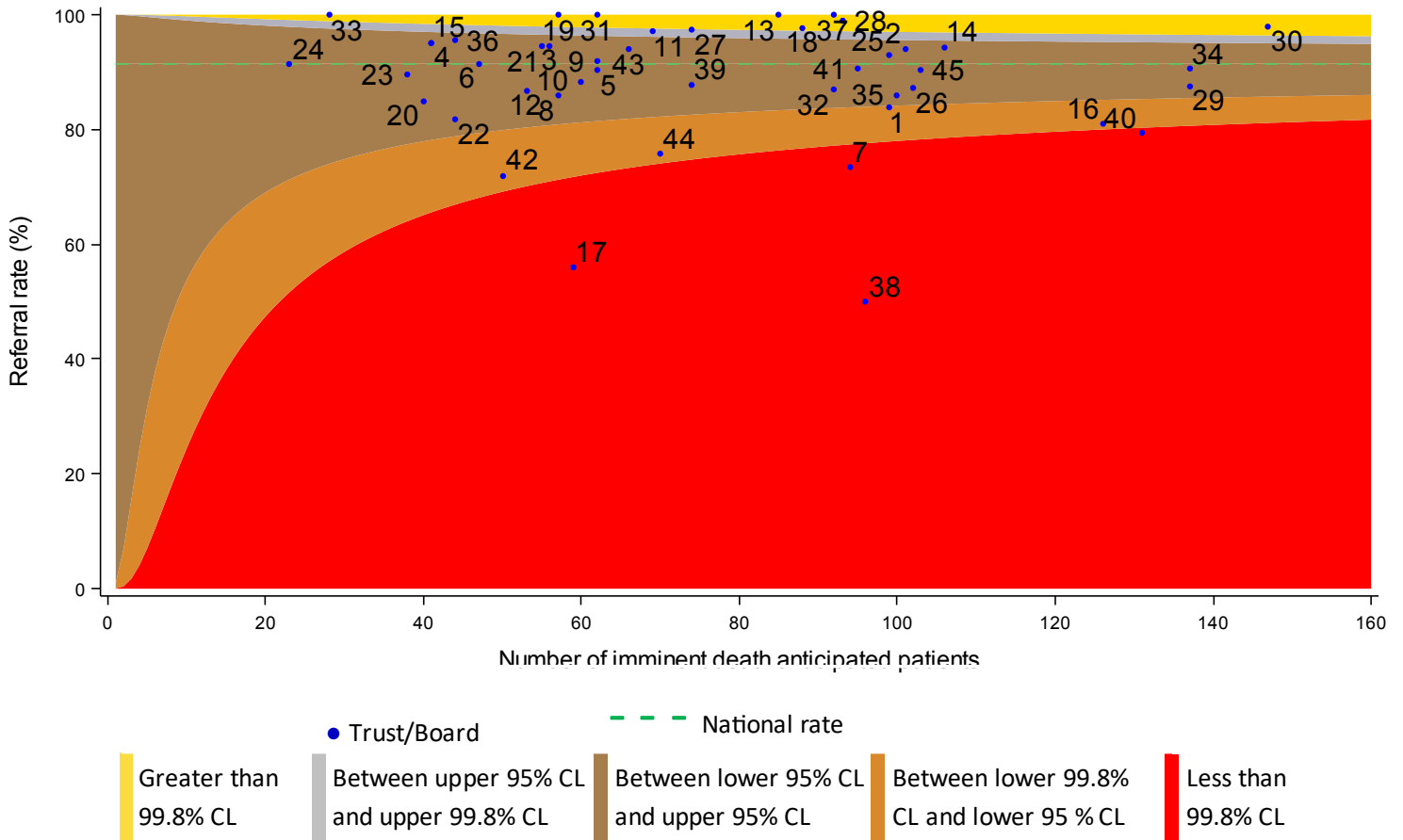
Level 2s DBD consent/authorisation rate

1 October 2016 - 30 September 2018



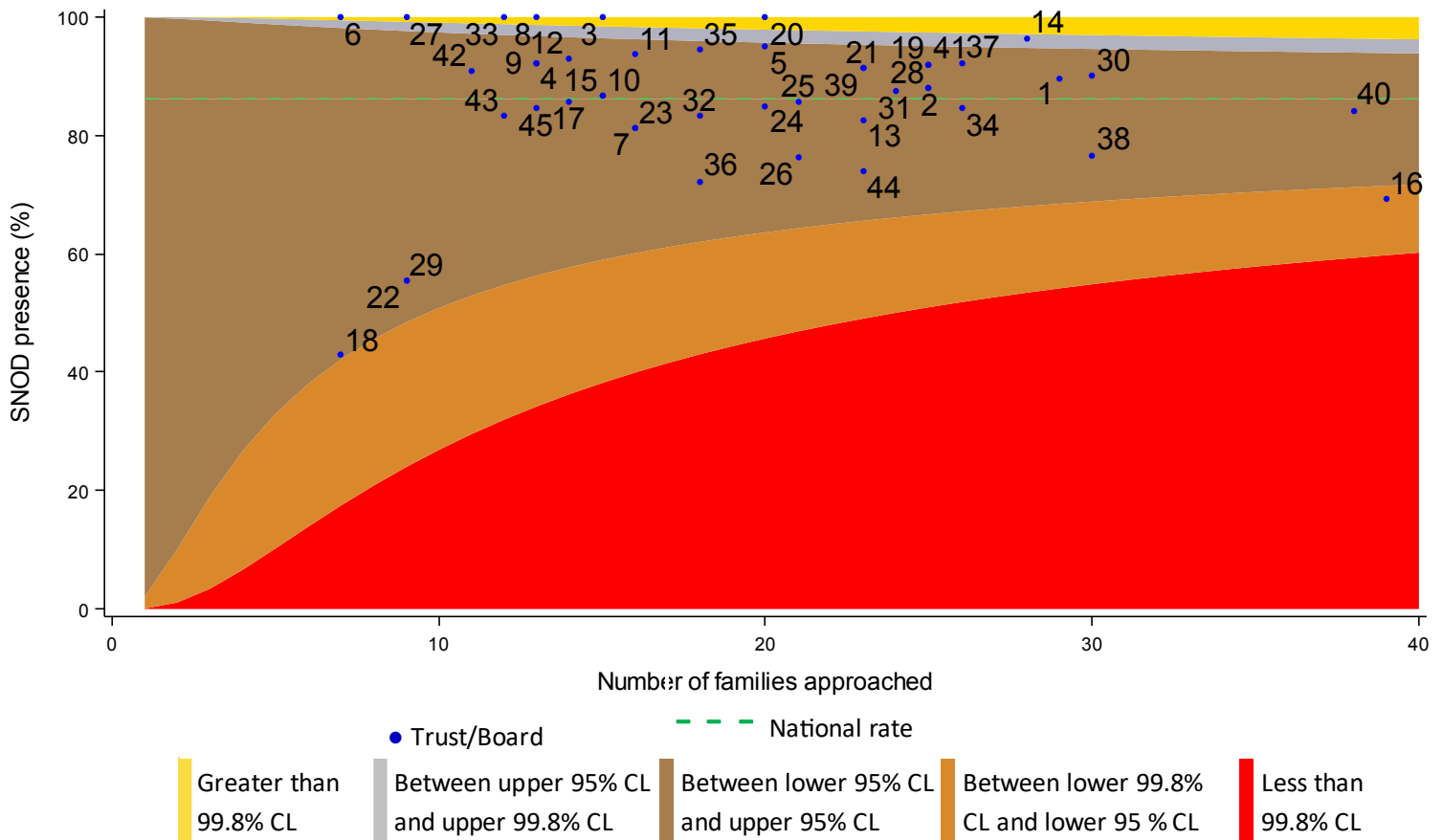
Level 2s DCD referral rate

1 October 2016 - 30 September 2018



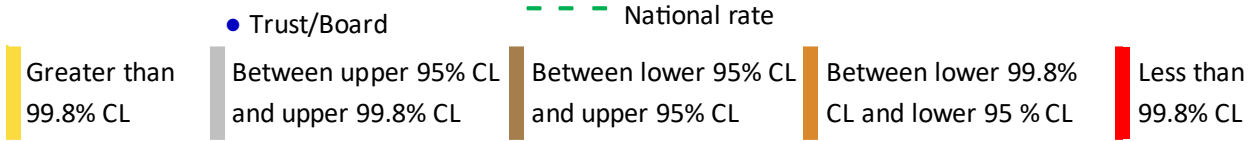
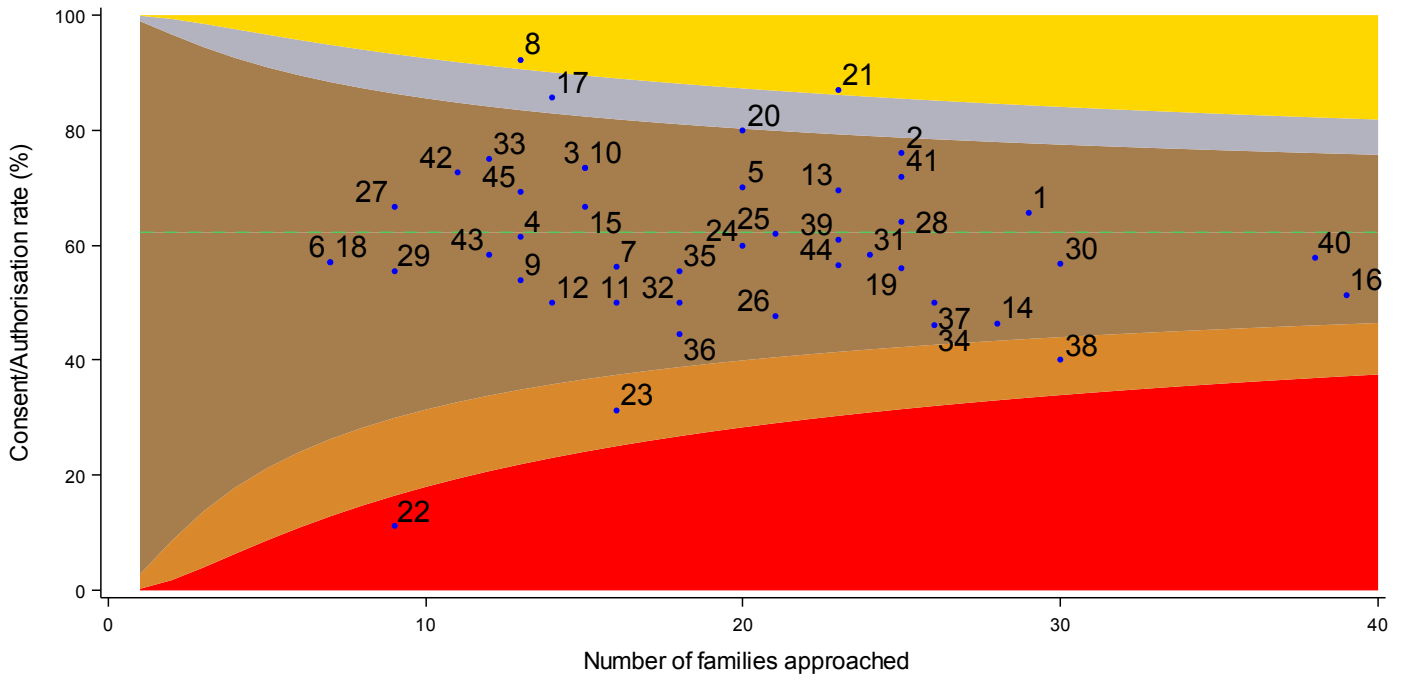
Level 2s DCD SNOD presence rate

1 October 2016 - 30 September 2018



Level 2s DCD consent/authorisation rate

1 October 2016 - 30 September 2018



Level 2: Tabulated rates: All

1 October 2017 - 30 September 2018

Trust/board	Neurological death testing rate % (N)	DBD referral rate % (N)	% of approaches where SNOD present % (N)	DBD consent/authorisati on rate % (N)	DCD referral rate % (N)	% of DCD approaches where SNOD present % (N)	DCD consent/authorisati on rate % (N)
Aintree University Hospitals NHS Foundation Trust	61.9 (21)	95.2 (21)	100 (13)	92.3 (13)	83.8 (99)	89.7 (29)	65.5 (29)
Aneurin Bevan Health Board	90 (14)	100 (14)	92.3 (13)	92.3 (13)	94.1 (101)	88 (25)	76 (25)
Asford and St Peter's Hospitals NHS Foundation Trust	90 (10)	100 (10)	100 (8)	87.5 (8)	94.6 (56)	100 (15)	73.3 (15)
Blackpool Teaching Hospitals NHS Foundation Trust	80 (20)	95 (20)	100 (10)	90 (10)	95.1 (41)	92.3 (13)	61.5 (13)
Bolton NHS Foundation Trust	100 (13)	100 (13)	100 (10)	90 (10)	90.3 (62)	95 (20)	70 (20)
Calderdale and Huddersfield NHS Foundation Trust	100 (18)	100 (18)	100 (15)	73.3 (15)	91.5 (47)	100 (7)	57.1 (7)
Colchester Hospital University NHS Foundation Trust	78.6 (14)	92.9 (14)	100 (10)	60 (10)	73.4 (94)	81.3 (16)	56.3 (16)
Countess Of Chester Hospital NHS Foundation Trust	94.4 (18)	100 (18)	100 (12)	91.7 (12)	86 (57)	100 (13)	92.3 (13)
County Durham and Darlington NHS Foundation Trust	88 (25)	96 (25)	100 (18)	66.7 (18)	91.9 (62)	92.3 (13)	53.8 (13)
Cwm Taf Health Board	93.3 (15)	100 (15)	100 (9)	100 (9)	88.3 (60)	86.7 (15)	73.3 (15)
East Lancashire Hospitals NHS Trust	91.7 (24)	100 (24)	100 (21)	76.2 (21)	97.1 (69)	93.8 (16)	50 (16)
East Sussex Healthcare NHS Trust	61.1 (18)	94.4 (18)	100 (10)	80 (10)	86.8 (53)	92.9 (14)	50 (14)
East and North Herfordshire NHS Trust	91.3 (23)	100 (23)	95.2 (21)	81 (21)	100 (85)	82.6 (23)	69.6 (23)
Frimley Health NHS Foundation Trust	74.2 (31)	100 (31)	95 (20)	75 (20)	94.3 (106)	96.4 (28)	46.4 (28)
Great Western Hospitals NHS Foundation Trust	70 (10)	100 (10)	100 (6)	66.7 (6)	95.1 (41)	86.7 (15)	66.7 (15)
Guy's and St Thomas' NHS Foundation Trust	78.4 (37)	100 (37)	95 (20)	81 (20)	81 (126)	69.2 (39)	51.3 (39)
Ipswich Hospital NHS Trust	92.3 (13)	100 (13)	100 (12)	91.7 (12)	55.9 (59)	85.7 (14)	85.7 (14)
Lewisham and Greenwich Healthcare NHS Trust	92.6 (27)	100 (27)	90.5 (21)	66.7 (21)	97.7 (88)	42.9 (7)	57.1 (7)
London North West Healthcare NHS Trust	100 (16)	100 (16)	92.3 (13)	61.5 (13)	100 (57)	92 (25)	56 (25)
Luton and Dunstable University Hospital NHS Foundation Trust	80 (15)	100 (15)	91.7 (12)	75 (12)	85 (40)	100 (20)	80 (20)
Medway NHS Foundation Trust	91.3 (23)	100 (23)	88.9 (18)	61.1 (18)	94.5 (55)	91.3 (23)	87 (23)
NHS Ayrshire and Arran	87.5 (6)	100 (8)	100 (7)	85.7 (7)	81.8 (44)	55.6 (9)	11.1 (9)
NHS Lanarkshire	88.9 (27)	100 (27)	100 (24)	83.3 (24)	89.5 (38)	81.3 (16)	31.3 (16)
NHS Tayside	100 (10)	100 (10)	88.9 (9)	88.9 (9)	91.3 (23)	85 (20)	60 (20)
North West Anglia NHS Foundation Trust	58.3 (12)	83.3 (12)	100 (7)	100 (7)	92.9 (99)	85.7 (21)	61.9 (21)
Northampton General Hospital NHS Trust	100 (16)	100 (16)	100 (13)	69.2 (13)	87.3 (102)	76.2 (21)	47.6 (21)
Northern Lincolnshire and Goole NHS Foundation Trust	85.7 (7)	100 (7)	100 (5)	100 (5)	97.3 (74)	100 (9)	66.7 (9)
Northumbria Healthcare NHS Foundation Trust	84.6 (13)	100 (13)	100 (11)	81.8 (11)	98.9 (93)	88 (25)	64 (25)
Papworth Hospital NHS Foundation Trust	61.5 (13)	100 (13)	87.5 (8)	75 (8)	87.6 (137)	55.6 (9)	55.6 (9)
Pennine Acute Hospitals NHS Trust	81.8 (33)	100 (33)	95 (20)	80 (20)	98 (147)	90 (30)	56.7 (30)
Royal Brompton & Harefield NHS Foundation Trust	88.9 (18)	94.4 (18)	92.9 (14)	78.6 (14)	100 (62)	87.5 (24)	58.3 (24)
Royal Free London NHS Foundation Trust	92.9 (28)	100 (28)	100 (25)	64 (25)	87 (92)	83.3 (18)	50 (18)
Royal United Hospital Bath NHS Foundation Trust	100 (9)	100 (9)	88.9 (9)	100 (9)	100 (28)	100 (12)	75 (12)
Sandwell and West Birmingham Hospitals NHS Trust	66.7 (30)	100 (30)	93.8 (16)	56.3 (16)	90.5 (137)	84.6 (26)	46.2 (26)
St Helens and Knowsley Hospitals NHS Trust	88.5 (26)	96.2 (26)	95.2 (21)	76.2 (21)	86 (100)	94.4 (18)	55.6 (18)
The Royal Bournemouth and Christchurch Hospitals NHS Foundation Trust	84.6 (13)	100 (13)	75 (8)	75 (8)	95.5 (44)	72.2 (18)	44.4 (18)
The Royal Wolverhampton Hospitals NHS Trust	72.7 (11)	100 (11)	100 (6)	66.7 (6)	100 (92)	92.3 (26)	50 (26)
The University Hospitals of Derby and Burton	84.2 (19)	89.5 (19)	86.7 (15)	80 (15)	50 (96)	76.7 (30)	40 (30)
United Lincolnshire Hospitals NHS Trust	70.6 (17)	94.1 (17)	100 (8)	87.5 (8)	87.8 (74)	91.3 (23)	60.9 (23)
University Hospitals Of Leicester NHS Trust	77.4 (31)	96.8 (31)	85.7 (21)	57.1 (21)	79.4 (131)	84.2 (38)	57.9 (38)
West Hertfordshire Hospitals NHS Trust	86.7 (15)	100 (15)	100 (13)	84.6 (13)	90.5 (95)	92 (25)	72 (25)
Western Health and Social Care Trust	76.2 (21)	95.2 (21)	93.3 (15)	86.7 (15)	72 (50)	90.9 (11)	72.7 (11)
Western Sussex Hospitals NHS Foundation Trust	76.2 (21)	100 (21)	100 (15)	86.7 (15)	93.9 (66)	83.3 (12)	58.3 (12)
Worcestershire Acute Hospitals NHS Trust	87.5 (16)	100 (16)	83.3 (12)	83.3 (12)	75.7 (70)	73.9 (23)	56.5 (23)
York Teaching Hospital NHS Foundation Trust	88.9 (27)	100 (27)	95.5 (22)	77.3 (22)	90.3 (103)	84.6 (13)	69.2 (13)

Level 2: Tabulated rates: Highlighting gold and silver

1 October 2017 - 30 September 2018

Trust/board	Neurological death testing rate % (N)	DBD referral rate % (N)	% of approaches where SNOD present % (N)	DBD consent/authorisati on rate % (N)	DCD referral rate % (N)	% of DCD approaches where SNOD present % (N)	DCD consent/authorisati on rate % (N)
Aintree University Hospitals NHS Foundation Trust	61.9 (21)	95.2 (21)	100 (13)	92.3 (13)	83.8 (99)	89.7 (29)	65.5 (29)
Aneurin Bevan Health Board	90 (14)	100 (14)	92.3 (13)	92.3 (13)	94.1 (101)	88 (25)	76 (25)
Asford and St Peter's Hospitals NHS Foundation Trust	90 (10)	100 (10)	100 (8)	87.5 (8)	94.6 (56)	100 (15)	73.3 (15)
Blackpool Teaching Hospitals NHS Foundation Trust	80 (20)	95 (20)	100 (10)	90 (10)	95.1 (41)	92.3 (13)	61.5 (13)
Bolton NHS Foundation Trust	100 (13)	100 (13)	100 (10)	90 (10)	90.3 (62)	95 (20)	70 (20)
Calderdale and Huddersfield NHS Foundation Trust	100 (18)	100 (18)	100 (15)	73.3 (15)	91.5 (47)	100 (7)	57.1 (7)
Colchester Hospital University NHS Foundation Trust	78.6 (14)	92.9 (14)	100 (10)	60 (10)	73.4 (94)	81.3 (16)	56.3 (16)
Countess Of Chester Hospital NHS Foundation Trust	94.4 (18)	100 (18)	100 (12)	91.7 (12)	86 (57)	100 (13)	92.3 (13)
County Durham and Darlington NHS Foundation Trust	88 (25)	96 (25)	100 (18)	66.7 (18)	91.9 (62)	92.3 (13)	53.8 (13)
Cwm Taf Health Board	93.3 (15)	100 (15)	100 (9)	100 (9)	88.3 (60)	86.7 (15)	73.3 (15)
East Lancashire Hospitals NHS Trust	91.7 (24)	100 (24)	100 (21)	76.2 (21)	97.1 (69)	93.8 (16)	50 (16)
East Sussex Healthcare NHS Trust	61.1 (18)	94.4 (18)	100 (10)	80 (10)	86.8 (53)	92.9 (14)	50 (14)
East and North Herfordshire NHS Trust	91.3 (23)	100 (23)	95.2 (21)	81 (21)	100 (85)	82.6 (23)	69.6 (23)
Frimley Health NHS Foundation Trust	74.2 (31)	100 (31)	95 (20)	75 (20)	94.3 (106)	96.4 (28)	46.4 (28)
Great Western Hospitals NHS Foundation Trust	70 (10)	100 (10)	100 (6)	66.7 (6)	95.1 (41)	86.7 (15)	66.7 (15)
Guy's and St Thomas' NHS Foundation Trust	78.4 (37)	100 (37)	95 (20)	60 (20)	81 (126)	69.2 (39)	51.3 (39)
Ipswich Hospital NHS Trust	92.3 (13)	100 (13)	100 (12)	91.7 (12)	55.9 (59)	85.7 (14)	85.7 (14)
Lewisham and Greenwich Healthcare NHS Trust	92.6 (27)	100 (27)	90.5 (21)	66.7 (21)	97.7 (88)	42.9 (7)	57.1 (7)
London North West Healthcare NHS Trust	100 (16)	100 (16)	92.3 (13)	61.5 (13)	100 (57)	92 (25)	56 (25)
Luton and Dunstable University Hospital NHS Foundation Trust	80 (15)	100 (15)	91.7 (12)	75 (12)	85 (40)	100 (20)	80 (20)
Medway NHS Foundation Trust	91.3 (23)	100 (23)	88.9 (18)	61.1 (18)	94.5 (55)	91.3 (23)	87 (23)
NHS Ayrshire and Arran	87.5 (6)	100 (6)	100 (7)	85.7 (7)	81.8 (44)	55.6 (9)	11.1 (9)
NHS Lanarkshire	88.9 (27)	100 (27)	100 (24)	83.3 (24)	89.5 (38)	81.3 (16)	31.3 (16)
NHS Tayside	100 (10)	100 (10)	88.9 (9)	88.9 (9)	91.3 (23)	85 (20)	60 (20)
North West Anglia NHS Foundation Trust	58.3 (12)	83.3 (12)	100 (7)	100 (7)	92.9 (99)	85.7 (21)	61.9 (21)
Northampton General Hospital NHS Trust	100 (16)	100 (16)	100 (13)	69.2 (13)	87.3 (102)	76.2 (21)	47.6 (21)
Northern Lincolnshire and Goole NHS Foundation Trust	85.7 (7)	100 (7)	100 (5)	100 (5)	97.3 (74)	100 (9)	66.7 (9)
Northumbria Healthcare NHS Foundation Trust	84.6 (13)	100 (13)	100 (11)	81.8 (11)	98.9 (93)	88 (25)	64 (25)
Papworth Hospital NHS Foundation Trust	61.5 (13)	100 (13)	87.5 (8)	75 (8)	87.6 (137)	55.6 (9)	55.6 (9)
Pennine Acute Hospitals NHS Trust	81.8 (33)	100 (33)	95 (20)	80 (20)	98 (147)	90 (30)	56.7 (30)
Royal Brompton & Harefield NHS Foundation Trust	88.9 (18)	94.4 (18)	92.9 (14)	78.6 (14)	100 (62)	87.5 (24)	58.3 (24)
Royal Free London NHS Foundation Trust	92.9 (28)	100 (28)	100 (25)	64 (25)	87 (92)	83.3 (18)	50 (18)
Royal United Hospital Bath NHS Foundation Trust	100 (9)	100 (9)	88.9 (9)	100 (9)	100 (28)	100 (12)	75 (12)
Sandwell and West Birmingham Hospitals NHS Trust	66.7 (30)	100 (30)	93.8 (16)	56.3 (16)	90.5 (137)	84.6 (26)	46.2 (26)
St Helens and Knowsley Hospitals NHS Trust	88.5 (26)	96.2 (26)	95.2 (21)	76.2 (21)	86 (100)	94.4 (18)	55.6 (18)
The Royal Bournemouth and Christchurch Hospitals NHS Foundation Trust	84.6 (13)	100 (13)	75 (8)	75 (8)	95.5 (44)	72.2 (18)	44.4 (18)
The Royal Wolverhampton Hospitals NHS Trust	72.7 (11)	100 (11)	100 (6)	66.7 (6)	100 (92)	92.3 (26)	50 (26)
The University Hospitals of Derby and Burton	84.2 (19)	89.5 (19)	86.7 (15)	80 (15)	50 (96)	76.7 (30)	40 (30)
United Lincolnshire Hospitals NHS Trust	70.6 (17)	94.1 (17)	100 (8)	87.5 (8)	87.8 (74)	91.3 (23)	60.9 (23)
University Hospitals Of Leicester NHS Trust	77.4 (31)	96.8 (31)	85.7 (21)	57.1 (21)	79.4 (131)	84.2 (38)	57.9 (38)
West Hertfordshire Hospitals NHS Trust	86.7 (15)	100 (15)	100 (13)	84.6 (13)	90.5 (95)	92 (25)	72 (25)
Western Health and Social Care Trust	76.2 (21)	95.2 (21)	93.3 (15)	86.7 (15)	72 (50)	90.9 (11)	72.7 (11)
Western Sussex Hospitals NHS Foundation Trust	76.2 (21)	100 (21)	100 (15)	86.7 (15)	93.9 (66)	83.3 (12)	58.3 (12)
Worcestershire Acute Hospitals NHS Trust	87.5 (16)	100 (16)	83.3 (12)	83.3 (12)	75.7 (70)	73.9 (23)	56.5 (23)
York Teaching Hospital NHS Foundation Trust	88.9 (27)	100 (27)	95.5 (22)	77.3 (22)	90.3 (103)	84.6 (13)	69.2 (13)

Level 2: Tabulated rates: Highlighting bronze

1 October 2017 - 30 September 2018

Trust/board	Neurological death testing rate % (N)	DBD referral rate % (N)	% of approaches where SNOD present % (N)	DBD consent/authorisati on rate % (N)	DCD referral rate % (N)	% of DCD approaches where SNOD present % (N)	DCD consent/authorisati on rate % (N)
Aintree University Hospitals NHS Foundation Trust	61.9 (21)	95.2 (21)	100 (13)	92.3 (13)	83.8 (99)	89.7 (29)	65.5 (29)
Aneurin Bevan Health Board	100 (14)	100 (14)	92.3 (13)	92.3 (13)	94.1 (101)	88 (25)	76 (25)
Asford and St Peter's Hospitals NHS Foundation Trust	90 (10)	100 (10)	100 (8)	87.5 (8)	94.6 (56)	100 (15)	73.3 (15)
Blackpool Teaching Hospitals NHS Foundation Trust	80 (20)	95 (20)	100 (10)	90 (10)	95.1 (41)	92.3 (13)	61.5 (13)
Bolton NHS Foundation Trust	100 (13)	100 (13)	100 (10)	90 (10)	90.3 (62)	95 (20)	70 (20)
Calderdale and Huddersfield NHS Foundation Trust	100 (18)	100 (18)	100 (15)	73.3 (15)	91.5 (47)	100 (7)	57.1 (7)
Colchester Hospital University NHS Foundation Trust	78.6 (14)	92.9 (14)	100 (10)	60 (10)	73.4 (94)	81.3 (16)	56.3 (16)
Countess Of Chester Hospital NHS Foundation Trust	94.4 (18)	100 (18)	100 (12)	91.7 (12)	86 (57)	100 (13)	92.3 (13)
County Durham and Darlington NHS Foundation Trust	88 (25)	96 (25)	100 (18)	66.7 (18)	91.9 (62)	92.3 (13)	53.8 (13)
Cwm Taf Health Board	93.3 (15)	100 (15)	100 (9)	100 (9)	88.3 (60)	86.7 (15)	73.3 (15)
East Lancashire Hospitals NHS Trust	91.7 (24)	100 (24)	100 (21)	76.2 (21)	97.1 (69)	93.8 (16)	50 (16)
East Sussex Healthcare NHS Trust	61.1 (18)	94.4 (18)	100 (10)	80 (10)	86.8 (53)	92.9 (14)	50 (14)
East and North Herfordshire NHS Trust	91.3 (23)	100 (23)	95.2 (21)	81 (21)	100 (85)	82.6 (23)	69.6 (23)
Frimley Health NHS Foundation Trust	74.2 (31)	100 (31)	95 (20)	75 (20)	94.3 (106)	96.4 (28)	46.4 (28)
Great Western Hospitals NHS Foundation Trust	70 (10)	100 (10)	100 (6)	66.7 (6)	95.1 (41)	86.7 (15)	66.7 (15)
Guy's and St Thomas' NHS Foundation Trust	78.4 (37)	100 (37)	95 (20)	60 (20)	81 (126)	69.2 (39)	51.3 (39)
Ipswich Hospital NHS Trust	92.3 (13)	100 (13)	100 (12)	91.7 (12)	55.9 (59)	85.7 (14)	85.7 (14)
Lewisham and Greenwich Healthcare NHS Trust	92.6 (27)	100 (27)	90.5 (21)	66.7 (21)	97.7 (88)	42.9 (7)	57.1 (7)
London North West Healthcare NHS Trust	100 (16)	100 (16)	92.3 (13)	61.5 (13)	100 (57)	92 (25)	56 (25)
Luton and Dunstable University Hospital NHS Foundation Trust	80 (15)	100 (15)	91.7 (12)	75 (12)	85 (40)	100 (20)	80 (20)
Medway NHS Foundation Trust	91.3 (23)	100 (23)	88.9 (18)	61.1 (18)	94.5 (55)	91.3 (23)	87 (23)
NHS Ayrshire and Arran	87.5 (6)	100 (8)	100 (7)	85.7 (7)	81.8 (44)	55.6 (9)	11.1 (9)
NHS Lanarkshire	88.9 (27)	100 (27)	100 (24)	83.3 (24)	89.5 (38)	81.3 (16)	31.3 (16)
NHS Tayside	100 (10)	100 (10)	88.9 (9)	88.9 (9)	91.3 (23)	85 (20)	60 (20)
North West Anglia NHS Foundation Trust	58.3 (12)	83.3 (12)	100 (7)	100 (7)	92.9 (99)	85.7 (21)	61.9 (21)
Northampton General Hospital NHS Trust	100 (16)	100 (16)	100 (13)	69.2 (13)	87.3 (102)	76.2 (21)	47.6 (21)
Northern Lincolnshire and Goole NHS Foundation Trust	85.7 (7)	100 (7)	100 (5)	100 (5)	97.3 (74)	100 (9)	66.7 (9)
Northumbria Healthcare NHS Foundation Trust	84.6 (13)	100 (13)	100 (11)	81.8 (11)	98.9 (93)	88 (25)	64 (25)
Papworth Hospital NHS Foundation Trust	61.5 (13)	100 (13)	87.5 (8)	75 (8)	87.6 (137)	55.6 (9)	55.6 (9)
Pennine Acute Hospitals NHS Trust	81.8 (33)	100 (33)	95 (20)	80 (20)	98 (147)	90 (30)	56.7 (30)
Royal Brompton & Harefield NHS Foundation Trust	88.9 (18)	94.4 (18)	92.9 (14)	78.6 (14)	100 (62)	87.5 (24)	58.3 (24)
Royal Free London NHS Foundation Trust	92.9 (28)	100 (28)	100 (25)	64 (25)	87 (92)	83.3 (18)	50 (18)
Royal United Hospital Bath NHS Foundation Trust	100 (9)	100 (9)	88.9 (9)	100 (9)	100 (28)	100 (12)	75 (12)
Sandwell and West Birmingham Hospitals NHS Trust	66.7 (30)	100 (30)	93.8 (16)	56.3 (16)	90.5 (137)	84.6 (26)	46.2 (26)
St Helens and Knowsley Hospitals NHS Trust	88.5 (26)	96.2 (26)	95.2 (21)	76.2 (21)	86 (100)	94.4 (18)	55.6 (18)
The Royal Bournemouth and Christchurch Hospitals NHS Foundation Trust	84.6 (13)	100 (13)	75 (8)	75 (8)	95.5 (44)	72.2 (18)	44.4 (18)
The Royal Wolverhampton Hospitals NHS Trust	72.7 (11)	100 (11)	100 (6)	66.7 (6)	100 (92)	92.3 (26)	50 (26)
The University Hospitals of Derby and Burton	84.2 (19)	89.5 (19)	86.7 (15)	80 (15)	50 (96)	76.7 (30)	40 (30)
United Lincolnshire Hospitals NHS Trust	70.6 (17)	94.1 (17)	100 (8)	87.5 (8)	87.8 (74)	91.3 (23)	60.9 (23)
University Hospitals Of Leicester NHS Trust	77.4 (31)	96.8 (31)	85.7 (21)	57.1 (21)	79.4 (131)	84.2 (38)	57.9 (38)
West Hertfordshire Hospitals NHS Trust	86.7 (15)	100 (15)	100 (13)	84.6 (13)	90.5 (95)	92 (25)	72 (25)
Western Health and Social Care Trust	76.2 (21)	95.2 (21)	93.3 (15)	86.7 (15)	72 (50)	90.9 (11)	72.7 (11)
Western Sussex Hospitals NHS Foundation Trust	76.2 (21)	100 (21)	100 (15)	86.7 (15)	93.9 (66)	83.3 (12)	58.3 (12)
Worcestershire Acute Hospitals NHS Trust	87.5 (16)	100 (16)	83.3 (12)	83.3 (12)	75.7 (70)	73.9 (23)	56.5 (23)
York Teaching Hospital NHS Foundation Trust	88.9 (27)	100 (27)	95.5 (22)	77.3 (22)	90.3 (103)	84.6 (13)	69.2 (13)

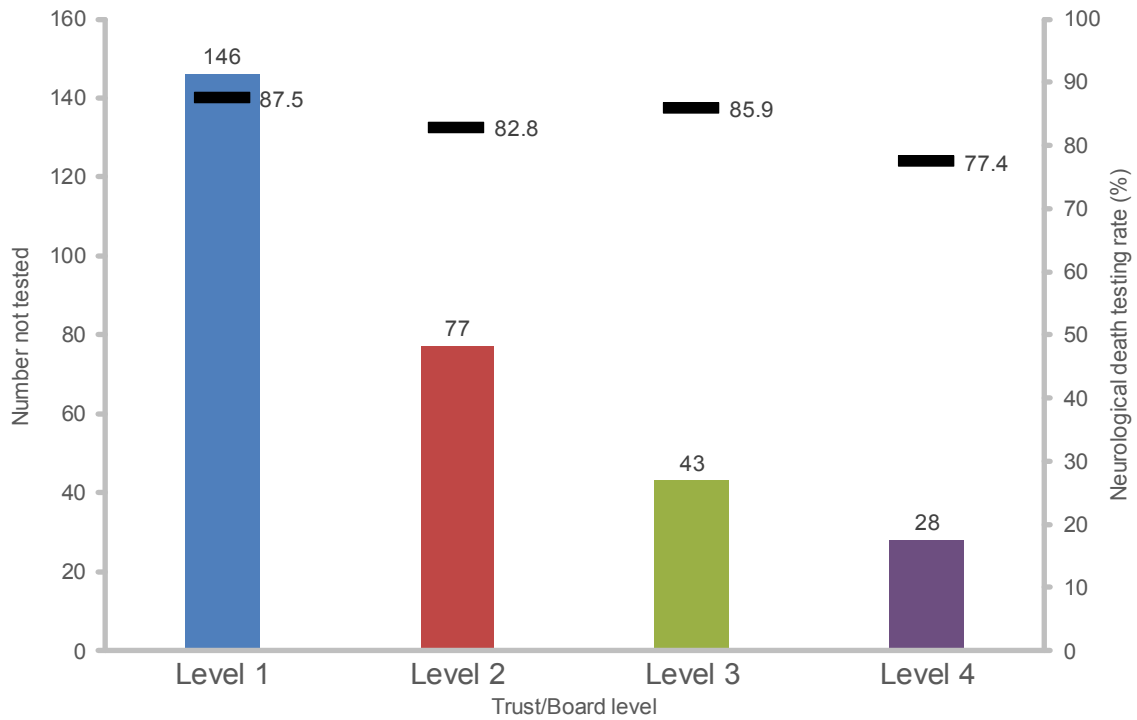
Level 2: Tabulated rates: Highlighting amber and red

1 October 2017 - 30 September 2018

Trust/board	Neurological death testing rate % (N)	DBD referral rate % (N)	% of approaches where SNOD present % (N)	DBD consent/authorisati on rate % (N)	DCD referral rate % (N)	% of DCD approaches where SNOD present % (N)	DCD consent/authorisati on rate % (N)
Aintree University Hospitals NHS Foundation Trust	61.9 (21)	95.2 (21)	100 (13)	92.3 (13)	83.8 (99)	89.7 (29)	65.5 (29)
Aneurin Bevan Health Board	100 (14)	100 (14)	92.3 (13)	92.3 (13)	94.1 (101)	88 (25)	76 (25)
Asford and St Peter's Hospitals NHS Foundation Trust	90 (10)	100 (10)	100 (8)	87.5 (8)	94.6 (56)	100 (15)	73.3 (15)
Blackpool Teaching Hospitals NHS Foundation Trust	80 (20)	95 (20)	100 (10)	90 (10)	95.1 (41)	92.3 (13)	61.5 (13)
Bolton NHS Foundation Trust	100 (13)	100 (13)	100 (10)	90 (10)	90.3 (62)	95 (20)	70 (20)
Calderdale and Huddersfield NHS Foundation Trust	100 (18)	100 (18)	100 (15)	73.3 (15)	91.5 (47)	100 (7)	57.1 (7)
Colchester Hospital University NHS Foundation Trust	78.6 (14)	92.9 (14)	100 (10)	60 (10)	73.4 (94)	81.3 (16)	56.3 (16)
Countess Of Chester Hospital NHS Foundation Trust	94.4 (18)	100 (18)	100 (12)	91.7 (12)	86 (57)	100 (13)	92.3 (13)
County Durham and Darlington NHS Foundation Trust	88 (25)	96 (25)	100 (18)	66.7 (18)	91.9 (62)	92.3 (13)	53.8 (13)
Cwm Taf Health Board	93.3 (15)	100 (15)	100 (9)	100 (9)	88.3 (60)	86.7 (15)	73.3 (15)
East Lancashire Hospitals NHS Trust	91.7 (24)	100 (24)	100 (21)	76.2 (21)	97.1 (69)	93.8 (16)	50 (16)
East Sussex Healthcare NHS Trust	61.1 (18)	94.4 (18)	100 (10)	80 (10)	86.8 (53)	92.9 (14)	50 (14)
East and North Herfordshire NHS Trust	91.3 (23)	100 (23)	95.2 (21)	81 (21)	100 (85)	82.6 (23)	69.6 (23)
Frimley Health NHS Foundation Trust	74.2 (31)	100 (31)	95 (20)	75 (20)	94.3 (106)	96.4 (28)	46.4 (28)
Great Western Hospitals NHS Foundation Trust	70 (10)	100 (10)	100 (6)	66.7 (6)	95.1 (41)	86.7 (15)	66.7 (15)
Guy's and St Thomas' NHS Foundation Trust	78.4 (37)	100 (37)	95 (20)	81 (20)	81 (126)	69.2 (39)	51.3 (39)
Ipswich Hospital NHS Trust	92.3 (13)	100 (13)	100 (12)	91.7 (12)	55.9 (59)	85.7 (14)	85.7 (14)
Lewisham and Greenwich Healthcare NHS Trust	92.6 (27)	100 (27)	90.5 (21)	66.7 (21)	97.7 (88)	42.9 (7)	57.1 (7)
London North West Healthcare NHS Trust	100 (16)	100 (16)	92.3 (13)	61.5 (13)	100 (57)	92 (25)	56 (25)
Luton and Dunstable University Hospital NHS Foundation Trust	80 (15)	100 (15)	91.7 (12)	75 (12)	85 (40)	100 (20)	80 (20)
Midway NHS Foundation Trust	91.3 (23)	100 (23)	88.9 (18)	61.1 (18)	94.5 (55)	91.3 (23)	87 (23)
NHS Ayrshire and Arran	87.5 (6)	100 (8)	100 (7)	85.7 (7)	81.8 (44)	55.6 (9)	11.1 (9)
NHS Lanarkshire	88.9 (27)	100 (27)	100 (24)	83.3 (24)	89.5 (38)	81.3 (16)	31.3 (16)
NHS Tayside	100 (10)	100 (10)	88.9 (9)	88.9 (9)	91.3 (23)	85 (20)	60 (20)
North West Anglia NHS Foundation Trust	58.3 (12)	83.3 (12)	100 (7)	100 (7)	92.9 (99)	85.7 (21)	61.9 (21)
Northampton General Hospital NHS Trust	100 (16)	100 (16)	100 (13)	69.2 (13)	87.3 (102)	76.2 (21)	47.6 (21)
Northern Lincolnshire and Goole NHS Foundation Trust	85.7 (7)	100 (7)	100 (5)	100 (5)	97.3 (74)	100 (9)	66.7 (9)
Northumbria Healthcare NHS Foundation Trust	84.6 (13)	100 (13)	100 (11)	81.8 (11)	98.9 (93)	88 (25)	64 (25)
Papworth Hospital NHS Foundation Trust	61.5 (13)	100 (13)	87.5 (8)	75 (8)	87.6 (137)	55.6 (9)	55.6 (9)
Pennine Acute Hospitals NHS Trust	81.8 (33)	100 (33)	95 (20)	80 (20)	98 (147)	90 (30)	56.7 (30)
Royal Brompton & Harefield NHS Foundation Trust	88.9 (18)	94.4 (18)	92.9 (14)	78.6 (14)	100 (62)	87.5 (24)	58.3 (24)
Royal Free London NHS Foundation Trust	92.9 (28)	100 (28)	100 (25)	64 (25)	87 (92)	83.3 (18)	50 (18)
Royal United Hospital Bath NHS Foundation Trust	100 (9)	100 (9)	88.9 (9)	100 (9)	100 (28)	100 (12)	75 (12)
Sandwell and West Birmingham Hospitals NHS Trust	66.7 (30)	100 (30)	93.8 (16)	56.3 (16)	90.5 (137)	84.6 (26)	46.2 (26)
St Helens and Knowsley Hospitals NHS Trust	88.5 (26)	96.2 (26)	95.2 (21)	76.2 (21)	86 (100)	94.4 (18)	55.6 (18)
The Royal Bournemouth and Christchurch Hospitals NHS Foundation Trust	84.6 (13)	100 (13)	75 (8)	75 (8)	95.5 (44)	72.2 (18)	44.4 (18)
The Royal Wolverhampton Hospitals NHS Trust	72.7 (11)	100 (11)	100 (6)	66.7 (6)	100 (92)	92.3 (26)	50 (26)
The University Hospitals of Derby and Burton	84.2 (19)	89.5 (19)	86.7 (15)	80 (15)	50 (95)	76.7 (30)	40 (30)
United Lincolnshire Hospitals NHS Trust	70.6 (17)	94.1 (17)	100 (8)	87.5 (8)	87.8 (74)	91.3 (23)	60.9 (23)
University Hospitals Of Leicester NHS Trust	77.4 (31)	96.8 (31)	85.7 (21)	57.1 (21)	79.4 (131)	84.2 (38)	57.9 (38)
West Hertfordshire Hospitals NHS Trust	86.7 (15)	100 (15)	100 (13)	84.6 (13)	90.5 (95)	92 (25)	72 (25)
Western Health and Social Care Trust	76.2 (21)	95.2 (21)	93.3 (15)	86.7 (15)	72 (50)	90.9 (11)	72.7 (11)
Western Sussex Hospitals NHS Foundation Trust	76.2 (21)	100 (21)	100 (15)	86.7 (15)	93.9 (66)	83.3 (12)	58.3 (12)
Worcestershire Acute Hospitals NHS Trust	87.5 (16)	100 (16)	83.3 (12)	83.3 (12)	75.7 (70)	73.9 (23)	56.5 (23)
York Teaching Hospital NHS Foundation Trust	88.9 (27)	100 (27)	95.5 (22)	77.3 (22)	90.3 (103)	84.6 (13)	69.2 (13)

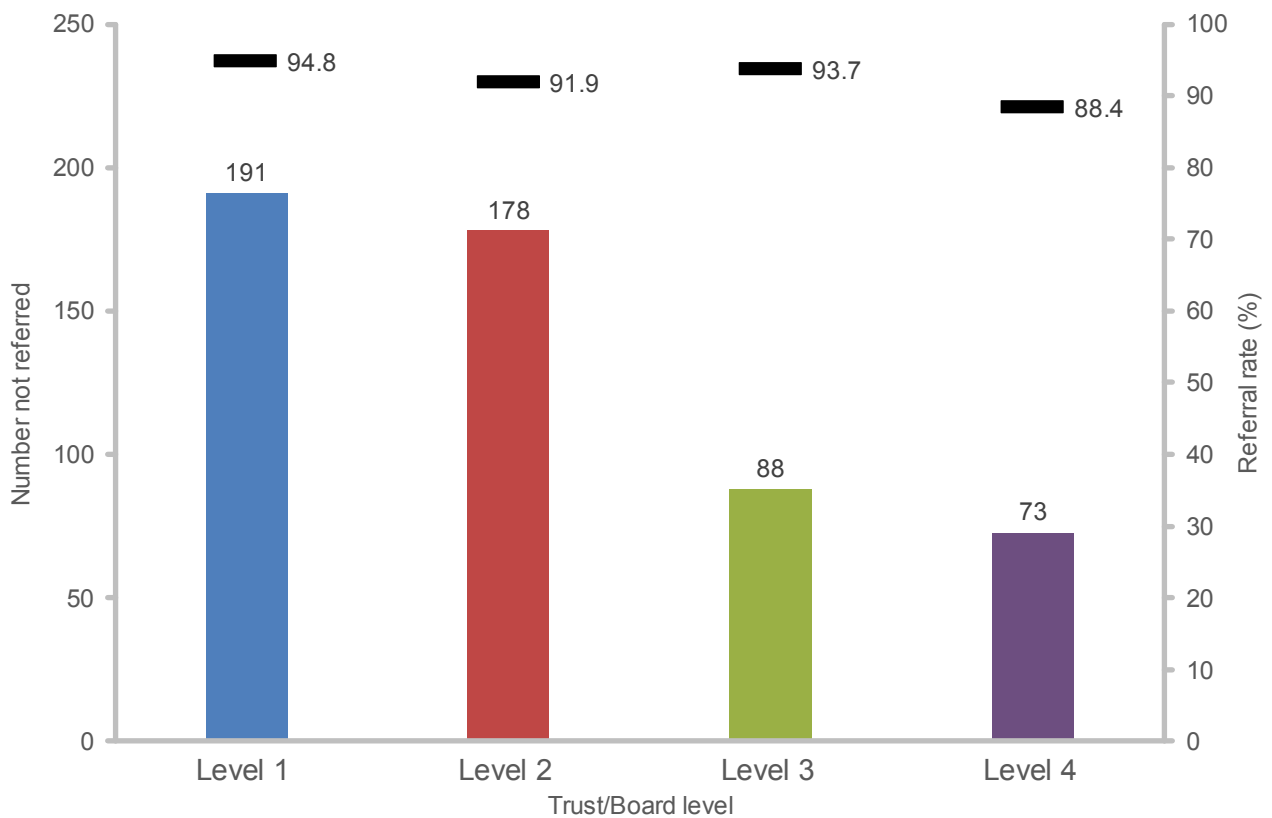
Comparison of neurological death testing by level

1 October 2017 - 30 September 2018



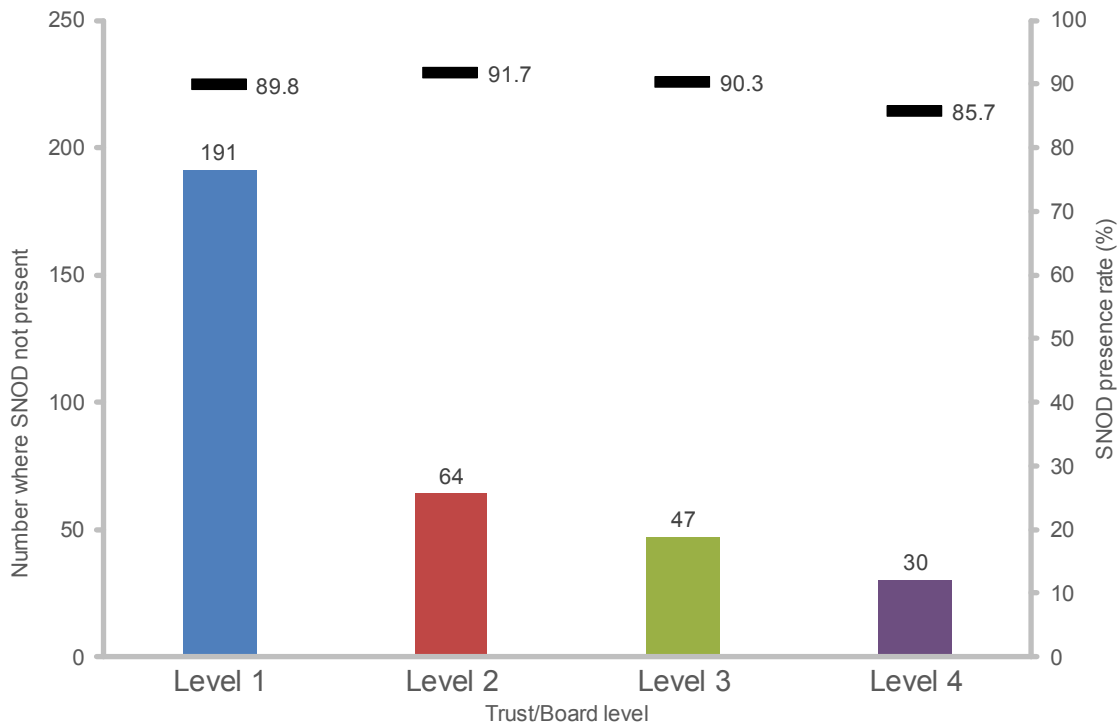
Comparison of combined DBD and DCD referral by level

1 October 2017 - 30 September 2018



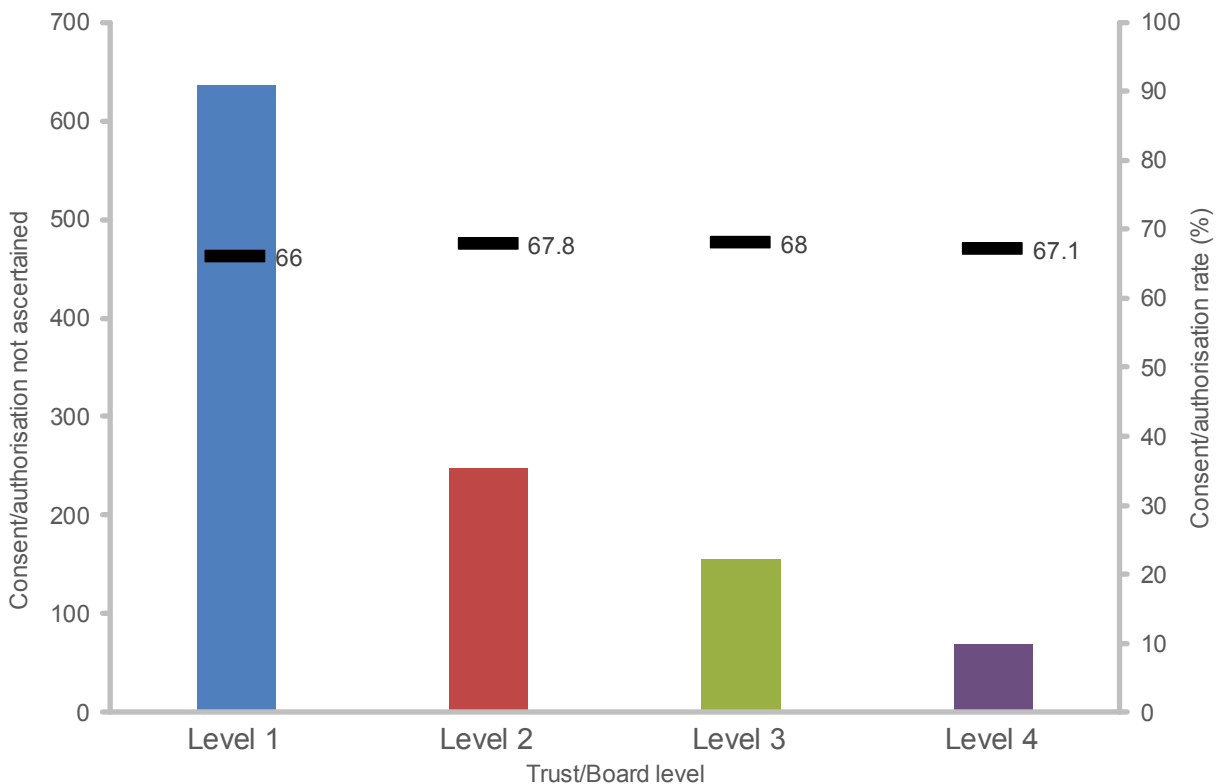
Comparison of combined DBD and DCD SNOD presence by level

1 October 2017 - 30 September 2018



Comparison of combined DBD and DCD consent/authorisation by level

1 October 2017 - 30 September 2018



Level 2 group key

Key	Trust/Board	Adult neuro ICU	Paediatric ICU	Major T trauma Centre	Cardiothoracic ICU
1	Aintree University Hospitals NHS Foundation Trust				
2	Aneurin Bevan Health Board				
3	Ashford and St Peter's Hospitals NHS Foundation Trust				
4	Blackpool Teaching Hospitals NHS Foundation Trust				C
5	Bolton NHS Foundation Trust				
6	Calderdale and Huddersfield NHS Foundation Trust				
7	Colchester Hospital University NHS Foundation Trust				
8	Countess Of Chester Hospital NHS Foundation Trust				
9	County Durham and Darlington NHS Foundation Trust				
10	Cwm Taf Health Board				
11	East Lancashire Hospitals NHS Trust				
12	East Sussex Healthcare NHS Trust				
13	East and North Hertfordshire NHS Trust				
14	Frimley Health NHS Foundation Trust				
15	Great Western Hospitals NHS Foundation Trust				
16	Guy's and St Thomas' NHS Foundation Trust		P		
17	Ipswich Hospital NHS Trust				
18	Lewisham and Greenwich Healthcare NHS Trust				
19	London North West Healthcare NHS Trust				
20	Luton and Dunstable University Hospital NHS Foundation Trust				
21	Medway NHS Foundation Trust				
22	NHS Ayrshire and Arran				
23	NHS Lanarkshire				
24	NHS Tayside	N		T	
25	North West Anglia NHS Foundation Trust				
26	Northampton General Hospital NHS Trust				
27	Northern Lincolnshire and Goole NHS Foundation Trust				
28	Northumbria Healthcare NHS Foundation Trust				
29	Papworth Hospital NHS Foundation Trust				C
30	Pennine Acute Hospitals NHS Trust				
31	Royal Brompton & Harefield NHS Foundation Trust		P		C
32	Royal Free London NHS Foundation Trust				
33	Royal United Hospital Bath NHS Foundation Trust				
34	Sandwell and West Birmingham Hospitals NHS Trust				
35	St Helens and Knowsley Hospitals NHS Trust				
36	The Royal Bournemouth and Christchurch Hospitals NHS Foundation Trust				
37	The Royal Wolverhampton Hospitals NHS Trust				C
38	The University Hospitals Of Derby and Burton				
39	United Lincolnshire Hospitals NHS Trust				
40	University Hospitals Of Leicester NHS Trust		P		C
41	West Hertfordshire Hospitals NHS Trust				
42	Western Health and Social Care Trust				
43	Western Sussex Hospitals NHS Foundation Trust				
44	Worcestershire Acute Hospitals NHS Trust				
45	York Teaching Hospital NHS Foundation Trust				

Group 1 Posters

Actions

1. Vote for the poster you think is best.
2. Choose two posters you want to take note of (see below).
3. Write any ideas to have on the *where to next* blank poster.

Noteworthy Poster 1

Key idea

How would you apply locally?

Contact details:

Noteworthy Poster 2

Key idea

How would you apply locally?

Contact details:

Group 2 Posters

Actions

1. Vote for the poster you think is best.
2. Choose two posters you want to take note of (see below).
3. Write any ideas to have on the *where to next* blank poster.

Noteworthy Poster 1

Key idea

How would you apply locally?

Contact details:

Noteworthy Poster 2

Key idea

How would you apply locally?

Contact details:

Group 1 Posters

Actions

1. Vote for the poster you think is best.
2. Choose two posters you want to take note of (see below).
3. Write any ideas to have on the *where to next* blank poster.

Noteworthy Poster 1

Key idea

How would you apply locally?

Contact details:

Noteworthy Poster 2

Key idea

How would you apply locally?

Contact details:

Group 2 Posters

Actions

1. Vote for the poster you think is best.
2. Choose two posters you want to take note of (see below).
3. Write any ideas to have on the *where to next* blank poster.

Noteworthy Poster 1

Key idea

How would you apply locally?

Contact details:

Noteworthy Poster 2

Key idea

How would you apply locally?

Contact details:

