

# Level 1 Data and Meeting Booklet

January 2019



## Categorisation of Donation Activity by Level

Levels – based on proceeding donors per year (averaged over two years)

Level	2018 Definition	Number Board / Trusts in each level 2018
1	12 or more ( $\geq 12$ )	35
2	6 or more but less than 12 ( $\geq 6$ to $< 12$ )	45
3	more than 3 but less than 6 ( $> 3$ to $< 6$ )	46
4	3 or less ( $\leq 3$ )	41

### For clarity

12 donors = Level 1

6 donors = Level 2

5 donors = Level 3

**An additional descriptor is applied to each trust/board, as appropriate.**

**N = Adult Neuro ICU (28)**

**P = Paediatric ICU (26)**

**C = Cardiothoracic ICU (32)**

**T = Major Trauma Centre (23) pending developments in Wales**

### Note

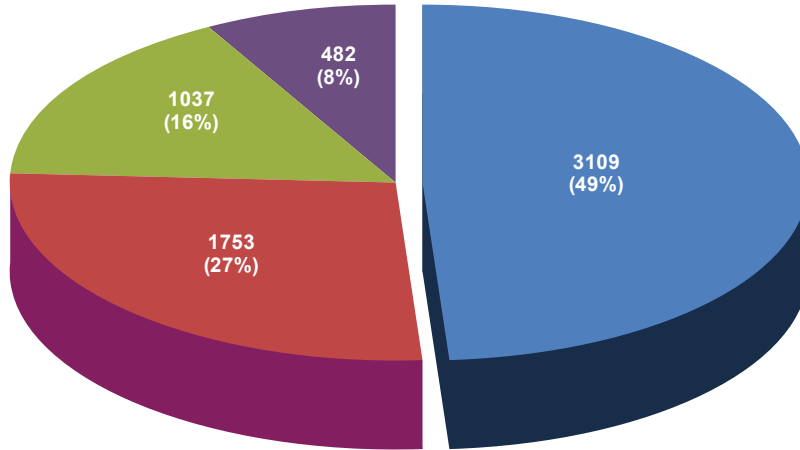
1. Owing to hospital merges there are now 168 Board / Trusts instead of 171 compared to 2016.

2. The number of actual donors in Level 1 hospitals ranges from 12 to 44.5.

# UK Donation by Level



## Potential DBD/Eligible DCD donors

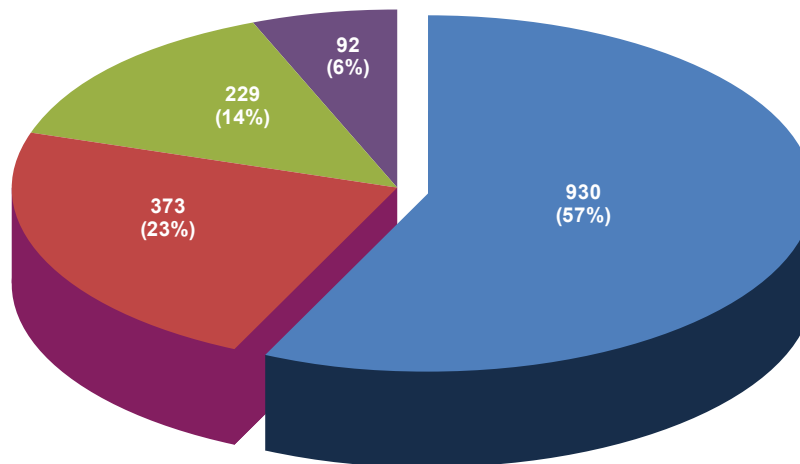


1 October 2017 - 30 September 2018

**Potential donors after brainstem death (DBD)** are defined as patients who have neurological death suspected by meeting all of the following criteria: apnoea, coma from known aetiology and unresponsive, ventilated, fixed pupils. Excluding those for whom cardiac arrest occurred despite resuscitation, brain stem reflexes returned.

**Eligible donors after circulatory death (DCD)** are defined as patients who had treatment withdrawn and death was anticipated within four hours, with no absolute medical contraindications to solid organ donation.

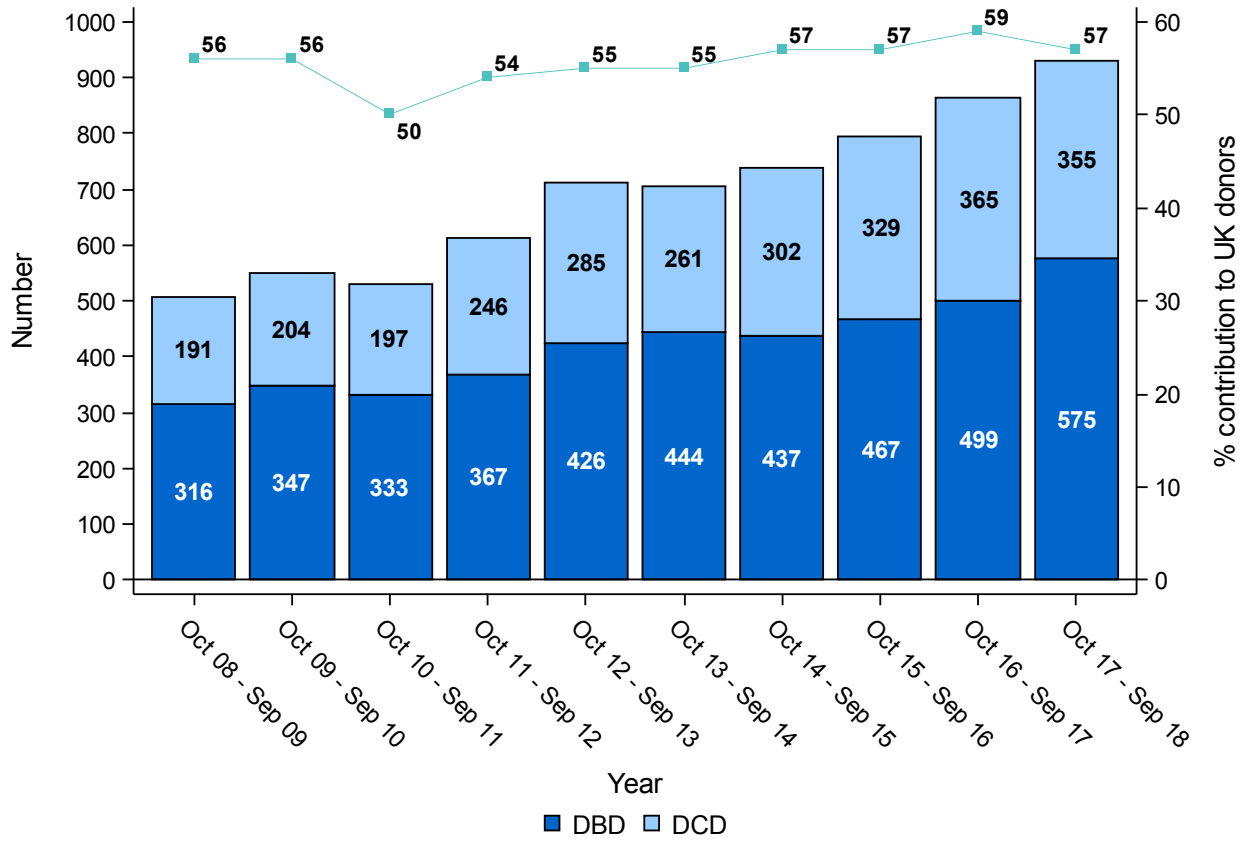
## Actual donors



1 October 2017 - 30 September 2018

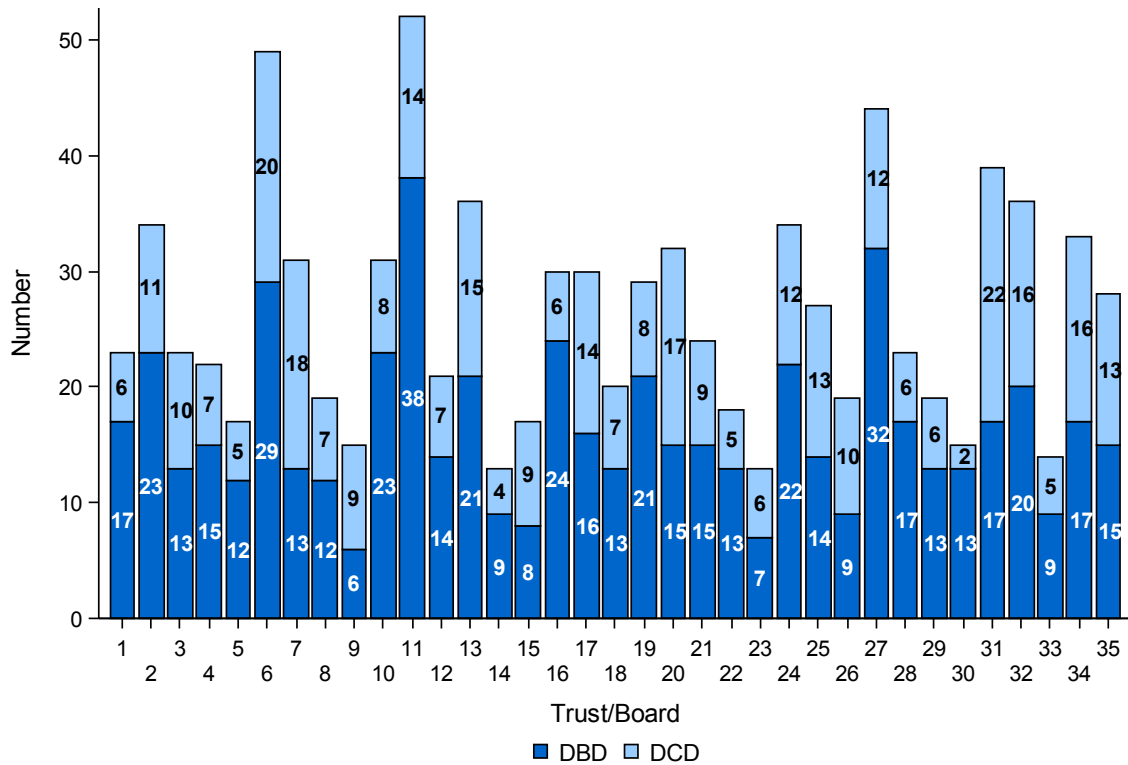
# Level 1 Group actual deceased donors

1 October 2008 - 30 September 2018



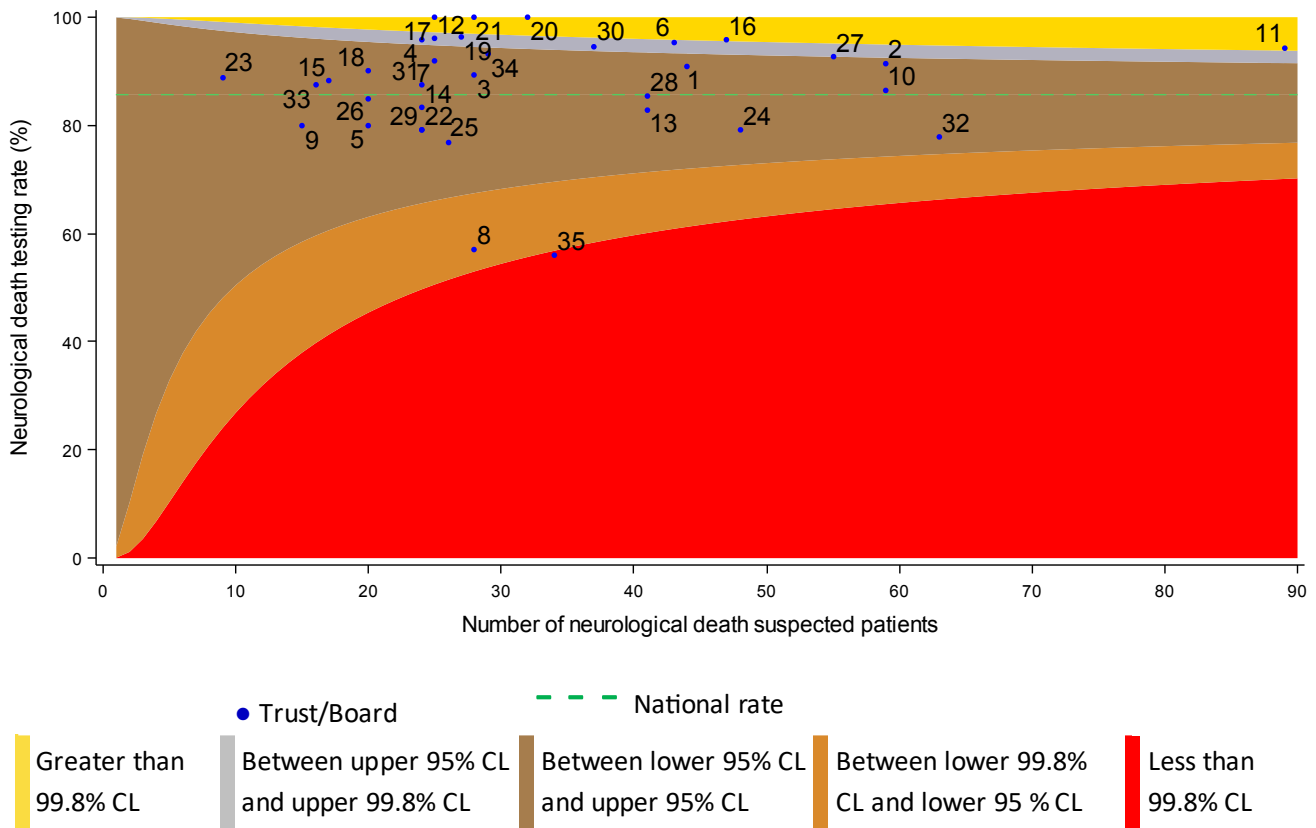
# Level 1 Group actual deceased donors by trust/board

1 October 2017 - 30 September 2018



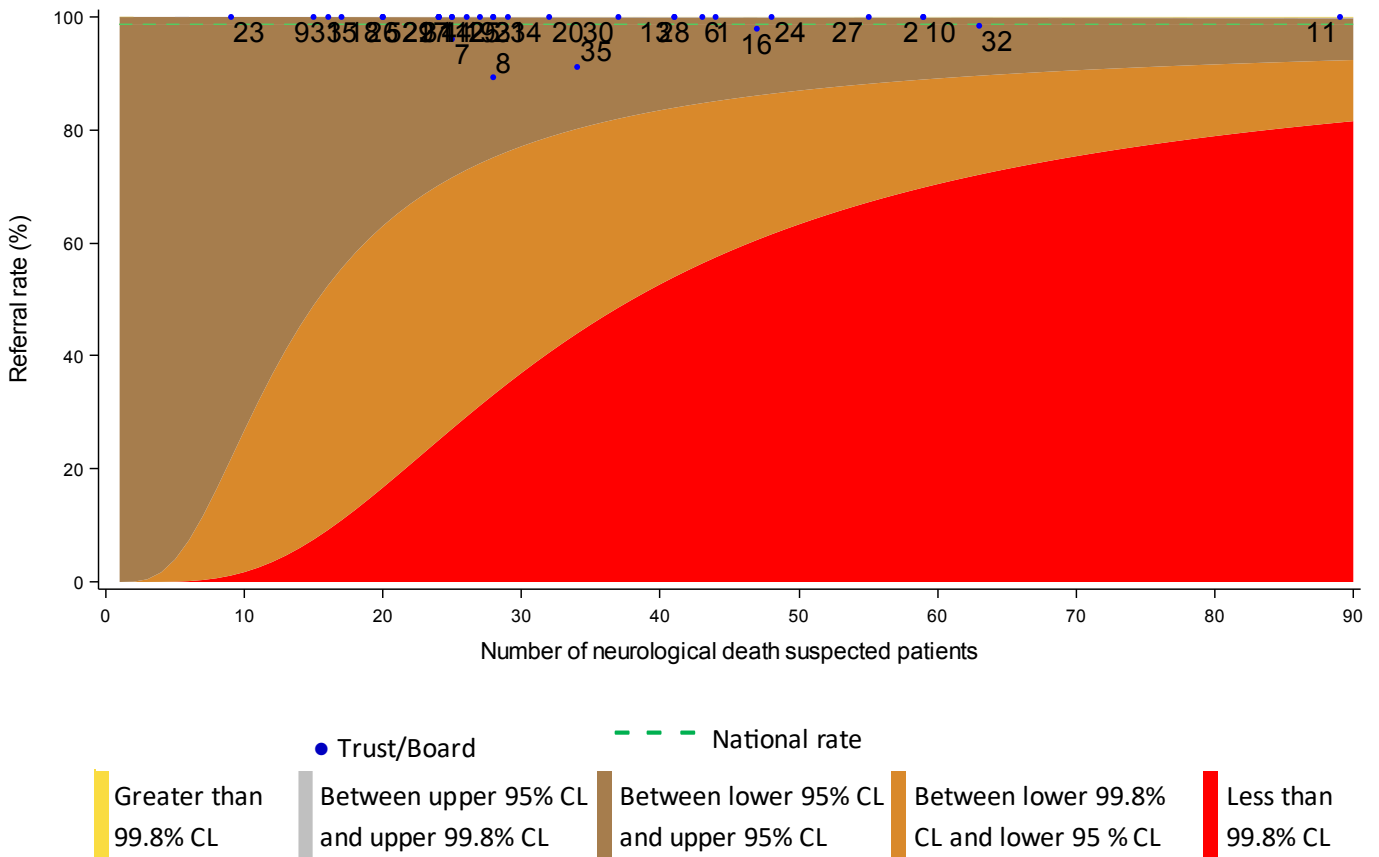
# Level 1s neurological death testing rate

1 October 2017 - 30 September 2018



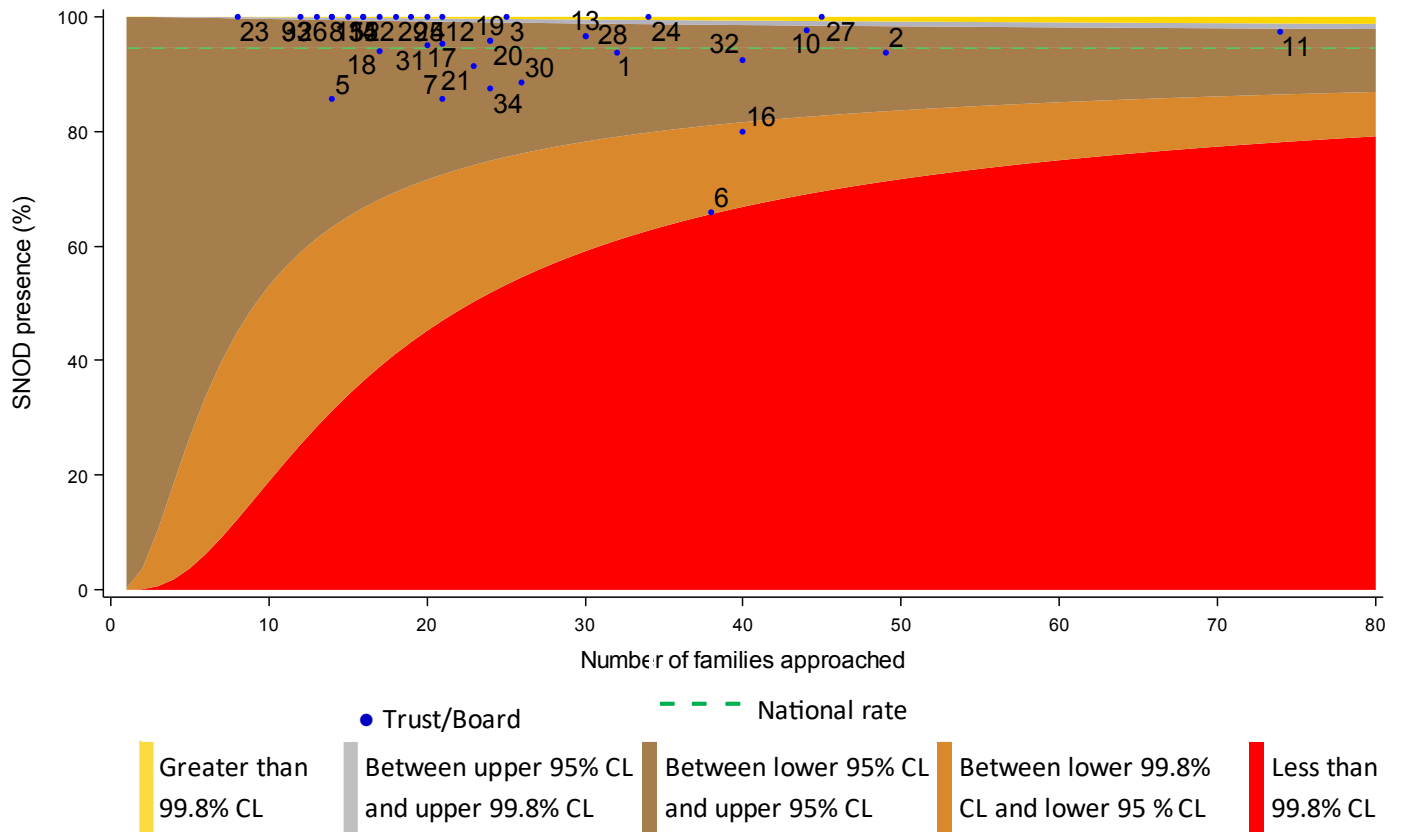
# Level 1s DBD referral rate

1 October 2017 - 30 September 2018



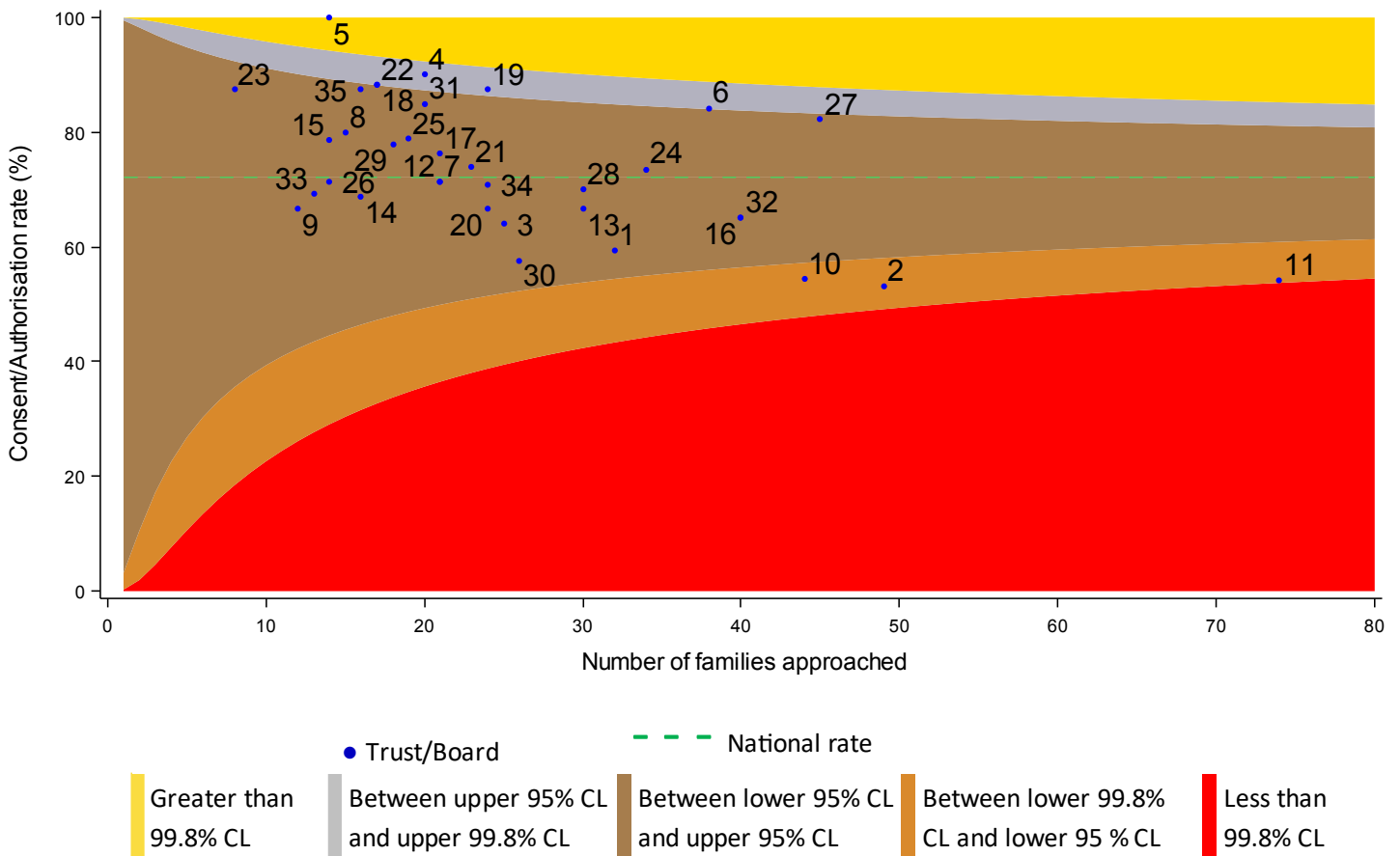
## Level 1s DBD SNOD presence rate

1 October 2017 - 30 September 2018



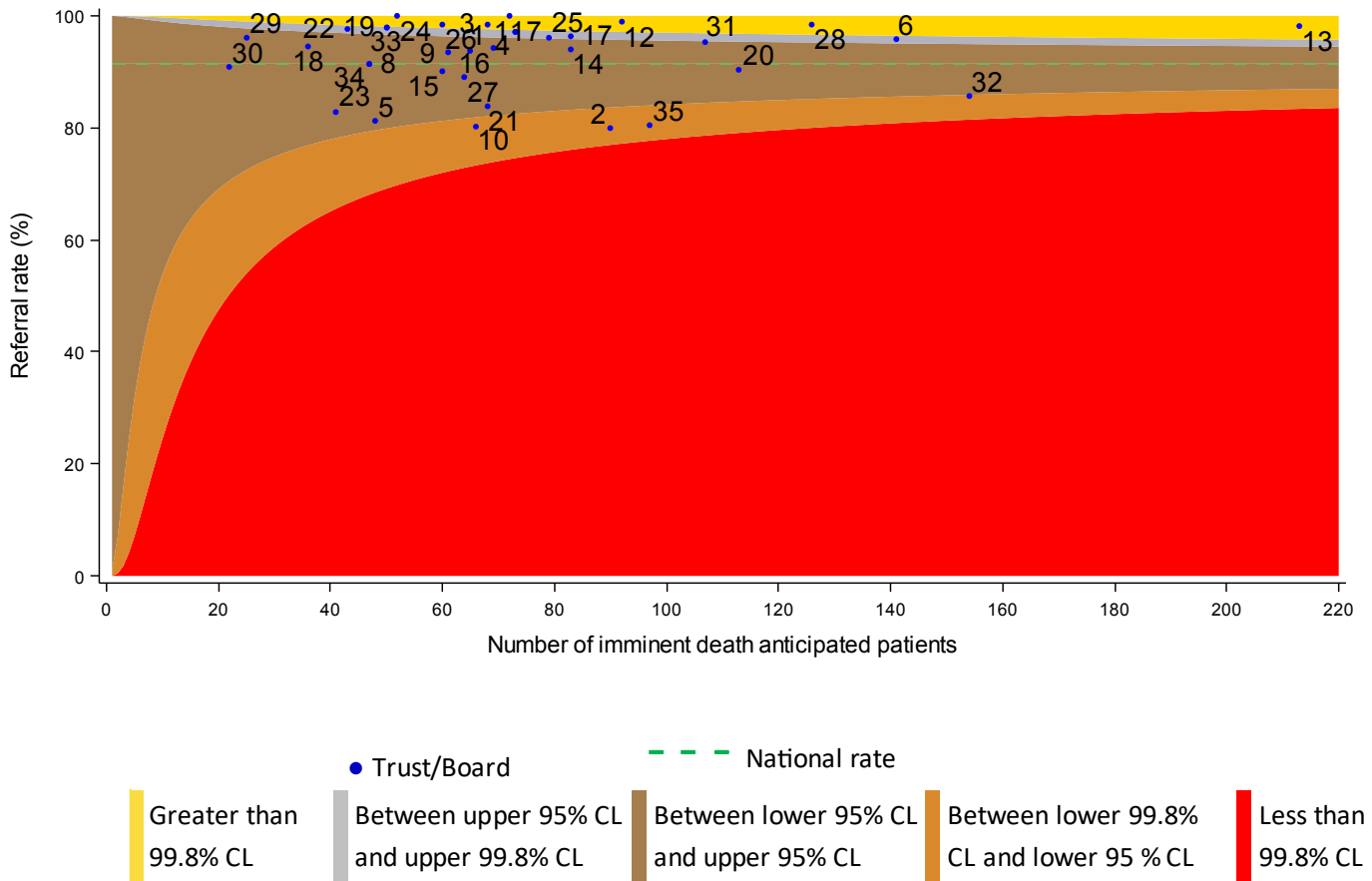
## Level 1s DBD consent/authorisation rate

1 October 2017 - 30 September 2018



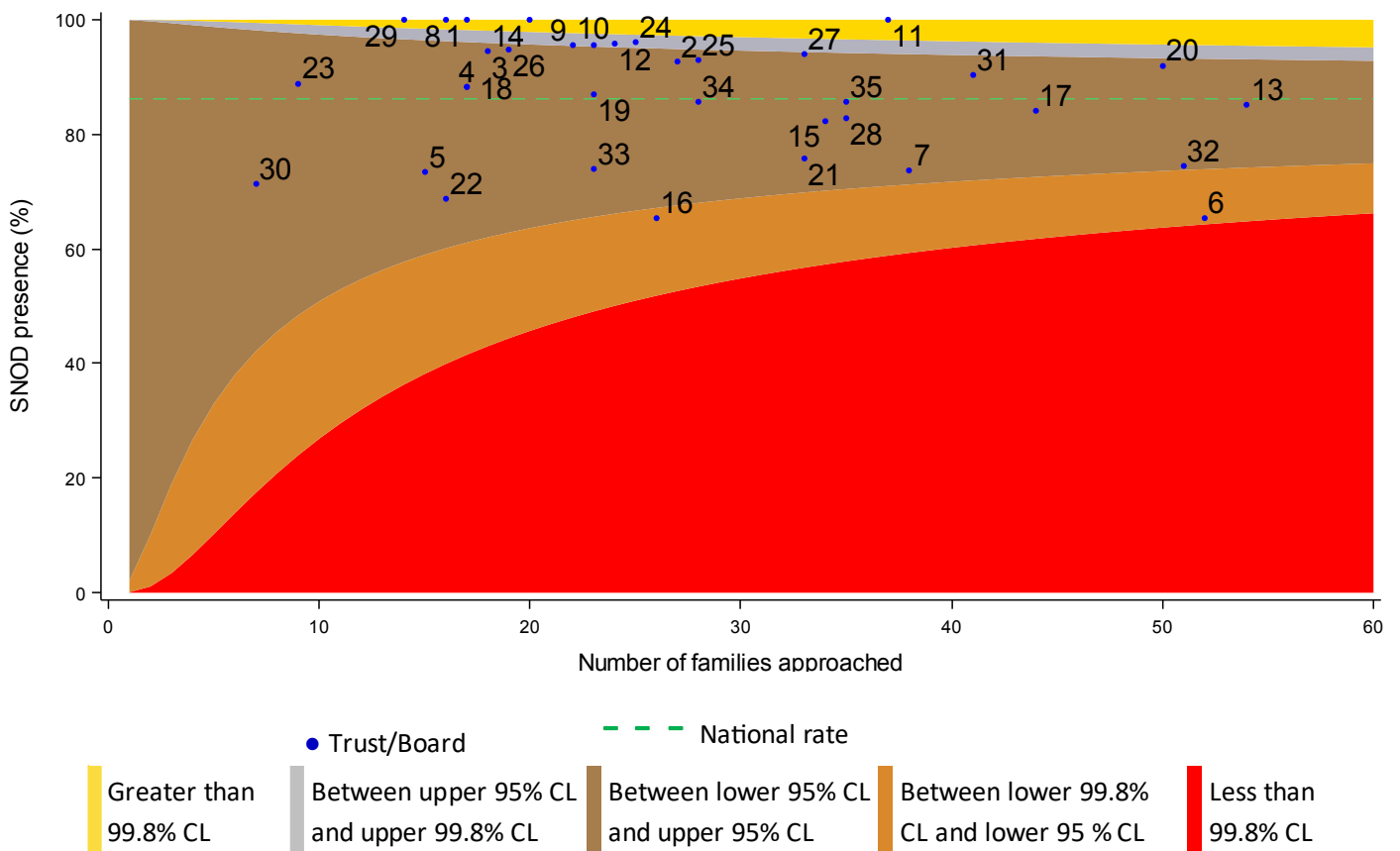
# Level 1s DCD referral rate

1 October 2017 - 30 September 2018



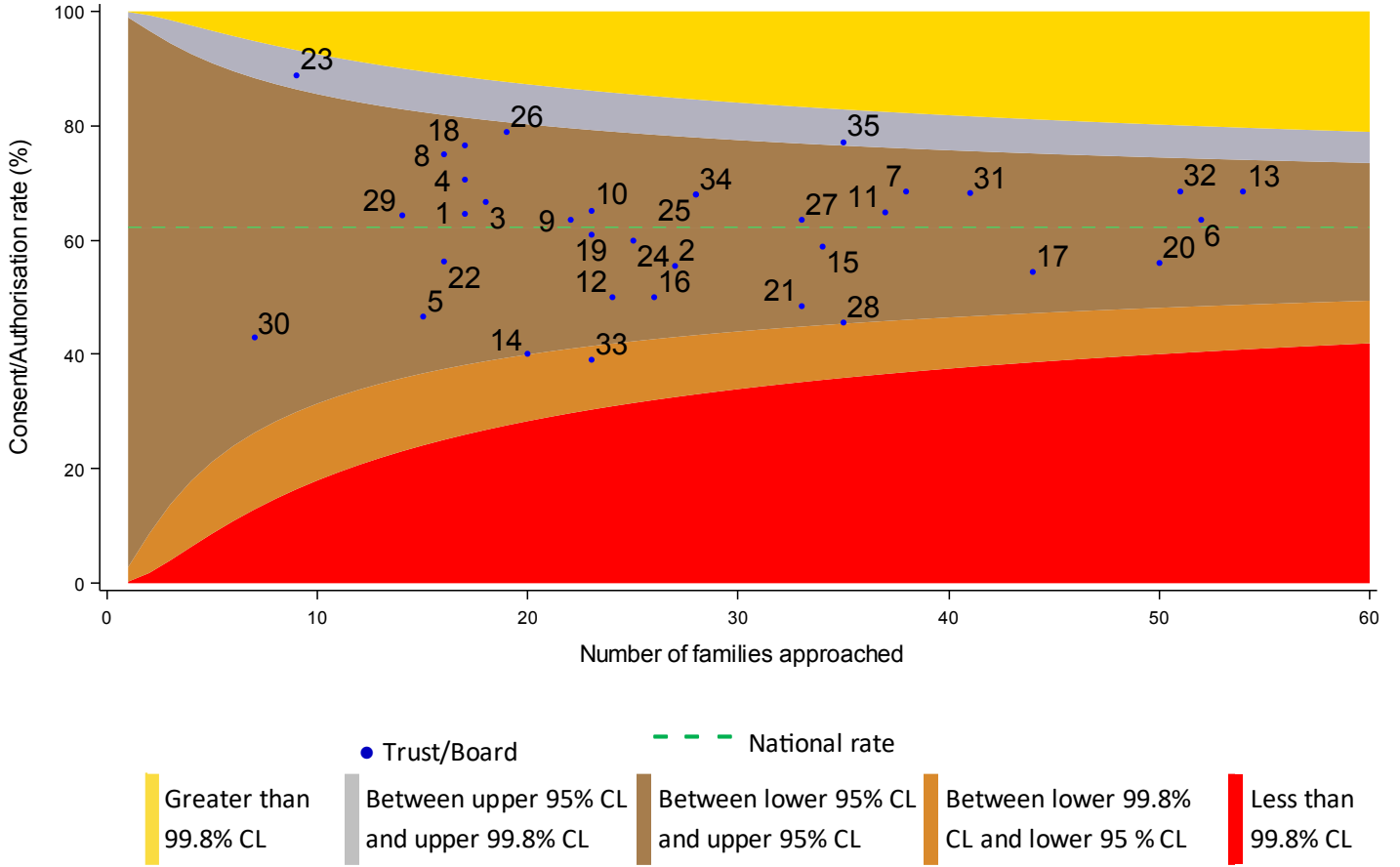
# Level 1s DCD SNOD presence rate

1 October 2017 - 30 September 2018



# Level 1s DCD consent/authorisation rate

1 October 2017 - 30 September 2018





# Level 1: Tabulated rates: All

1 October 2017 - 30 September 2018

Trust/board	Neurological death testing rate % (N)	DBD referral rate % (N)	% of DBD approaches where SNOD present % (N)	DBD consent/authorisation rate % (N)	DCD referral rate % (N)	% of DCD approaches where SNOD present % (N)	DCD consent/authorisation rate % (N)
Barking, Havering and Redbridge University Hospitals NHS Trust	90.9 (44)	100 (44)	93.8 (32)	59.4 (32)	93.8 (65)	100 (17)	64.7 (17)
Barts Health NHS Trust	91.5 (59)	100 (59)	93.9 (49)	53.1 (49)	80 (90)	92.6 (27)	55.6 (27)
Belfast Health and Social Care Trust	89.3 (28)	100 (28)	100 (25)	64 (25)	98.5 (68)	94.4 (18)	66.7 (18)
Betsi Cadwaladr University Health Board	95.8 (24)	100 (24)	100 (20)	90 (20)	97.3 (73)	88.2 (17)	70.6 (17)
Brighton and Sussex University Hospitals NHS Trust	80 (20)	100 (20)	85.7 (14)	100 (14)	81.3 (48)	73.3 (15)	46.7 (15)
Cambridge University Hospitals NHS Foundation Trust	95.3 (43)	100 (43)	65.8 (38)	84.2 (38)	95.7 (141)	65.4 (52)	63.5 (52)
Cardiff And Vale Health Board	92 (25)	96 (25)	85.7 (21)	71.4 (21)	97.3 (73)	73.7 (38)	68.4 (38)
East Kent Hospitals University NHS Foundation Trust	57.1 (28)	89.3 (28)	100 (15)	80 (15)	91.5 (47)	100 (16)	75 (16)
Hull and East Yorkshire Hospitals NHS Trust	80 (15)	100 (15)	100 (12)	66.7 (12)	93.4 (61)	95.5 (22)	63.6 (22)
Imperial College Healthcare NHS Trust	86.4 (59)	100 (59)	97.7 (44)	54.5 (44)	80.3 (66)	95.7 (23)	65.2 (23)
King's College Hospital NHS Foundation Trust	94.4 (89)	100 (89)	97.3 (74)	54.1 (74)	100 (72)	100 (37)	64.9 (37)
Lancashire Teaching Hospitals NHS Foundation Trust	96 (25)	100 (25)	100 (21)	71.4 (21)	98.9 (92)	95.8 (24)	50 (24)
Leeds Teaching Hospitals NHS Trust	82.9 (41)	100 (41)	96.7 (30)	66.7 (30)	98.1 (213)	85.2 (54)	68.5 (54)
Manchester University NHS Foundation Trust	83.3 (24)	100 (24)	100 (16)	68.8 (16)	94 (83)	100 (20)	40 (20)
NHS Grampian	88.2 (17)	100 (17)	100 (14)	78.6 (14)	90 (60)	82.4 (34)	58.8 (34)
NHS Greater Glasgow & Clyde	95.7 (47)	97.9 (47)	80 (40)	65 (40)	94.2 (69)	65.4 (26)	50 (26)
NHS Lothian	100 (25)	100 (25)	95.2 (21)	76.2 (21)	96.4 (83)	84.1 (44)	54.5 (44)
Norfolk and Norwich University Hospitals NHS Foundation Trust	90 (20)	100 (20)	94.1 (17)	88.2 (17)	94.4 (36)	88.2 (17)	76.5 (17)
North Bristol NHS Trust	96.3 (27)	100 (27)	95.8 (24)	87.5 (24)	98 (50)	87 (23)	60.9 (23)
Nottingham University Hospitals NHS Trust	100 (32)	100 (32)	95.8 (24)	66.7 (24)	90.3 (113)	92 (50)	56 (50)
Oxford University Hospitals NHS Trust	100 (28)	100 (28)	91.3 (23)	73.9 (23)	83.8 (68)	75.8 (33)	48.5 (33)
Plymouth Hospitals NHS Trust	79.2 (24)	100 (24)	100 (17)	88.2 (17)	97.7 (43)	68.8 (16)	56.3 (16)
Portsmouth Hospitals NHS Trust	88.9 (9)	100 (9)	100 (8)	87.5 (8)	82.9 (41)	88.9 (9)	88.9 (9)
Salford Royal NHS Foundation Trust	79.2 (48)	100 (48)	100 (34)	73.5 (34)	100 (52)	96 (25)	60 (25)
Sheffield Teaching Hospitals NHS Foundation Trust	76.9 (26)	100 (26)	100 (19)	78.9 (19)	96.2 (79)	92.9 (28)	67.9 (28)
South Tees Hospitals NHS Foundation Trust	85 (20)	100 (20)	100 (14)	71.4 (14)	98.3 (60)	94.7 (19)	78.9 (19)
St George's Healthcare NHS Foundation Trust	92.7 (55)	100 (55)	100 (45)	82.2 (45)	89.1 (64)	93.9 (33)	63.6 (33)
The Newcastle Upon Tyne Hospitals NHS Foundation Trust	85.4 (41)	100 (41)	96.7 (30)	70 (30)	98.4 (126)	82.9 (35)	45.7 (35)
The Walton Centre NHS Foundation Trust	79.2 (24)	100 (24)	100 (18)	77.8 (18)	96 (25)	100 (14)	64.3 (14)
University College London Hospitals NHS Foundation Trust	94.6 (37)	100 (37)	88.5 (26)	57.7 (26)	90.9 (22)	71.4 (7)	42.9 (7)
University Hospital Southampton NHS Foundation Trust	87.5 (24)	100 (24)	95 (20)	85 (20)	95.3 (107)	90.2 (41)	68.3 (41)
University Hospitals Birmingham NHS Foundation Trust	77.8 (63)	98.4 (63)	92.5 (40)	65 (40)	85.7 (154)	74.5 (51)	68.6 (51)
University Hospitals Bristol NHS Foundation Trust	87.5 (16)	100 (16)	100 (13)	69.2 (13)	98 (50)	73.9 (23)	39.1 (23)
University Hospitals Coventry and Warwickshire NHS Trust	93.1 (29)	100 (29)	87.5 (24)	70.8 (24)	91.5 (47)	85.7 (28)	67.9 (28)
University Hospitals Of North Midlands NHS Trust	55.9 (34)	91.2 (34)	100 (16)	87.5 (16)	80.4 (97)	85.7 (35)	77.1 (35)

# Level 1: Tabulated rates: Highlighting gold and silver

1 October 2017 - 30 September 2018

Trust/board	Neurological death testing rate % (N)	DBD referral rate % (N)	% of DBD approaches where SNOD present % (N)	DBD consent/authorisation rate % (N)	DCD referral rate % (N)	% of DCD approaches where SNOD present % (N)	DCD consent/authorisation rate % (N)
Barking, Havering and Redbridge University Hospitals NHS Trust	90.9 (44)	100 (44)	93.8 (32)	59.4 (32)	93.8 (65)	100 (17)	64.7 (17)
Barts Health NHS Trust	91.5 (59)	100 (59)	93.9 (49)	53.1 (49)	80 (90)	92.6 (27)	55.6 (27)
Belfast Health and Social Care Trust	89.3 (28)	100 (28)	100 (25)	64 (25)	98.5 (68)	94.4 (18)	66.7 (18)
Betsi Cadwaladr University Health Board	95.8 (24)	100 (24)	100 (20)	90 (20)	97.3 (73)	88.2 (17)	70.6 (17)
Brighton and Sussex University Hospitals NHS Trust	80 (20)	100 (20)	85.7 (14)	100 (14)	81.3 (48)	73.3 (15)	46.7 (15)
Cambridge University Hospitals NHS Foundation Trust	95.3 (43)	100 (43)	65.8 (38)	84.2 (38)	95.7 (141)	65.4 (52)	63.5 (52)
Cardiff And Vale Health Board	92 (25)	96 (25)	85.7 (21)	71.4 (21)	97.3 (73)	73.7 (38)	68.4 (38)
East Kent Hospitals University NHS Foundation Trust	57.1 (28)	89.3 (28)	100 (15)	80 (15)	91.5 (47)	100 (16)	75 (16)
Hull and East Yorkshire Hospitals NHS Trust	80 (15)	100 (15)	100 (12)	66.7 (12)	93.4 (61)	95.5 (22)	63.6 (22)
Imperial College Healthcare NHS Trust	86.4 (59)	100 (59)	97.7 (44)	54.5 (44)	80.3 (66)	95.7 (23)	65.2 (23)
King's College Hospital NHS Foundation Trust	94.4 (89)	100 (89)	97.3 (74)	54.1 (74)	100 (72)	100 (37)	64.9 (37)
Lancashire Teaching Hospitals NHS Foundation Trust	96 (25)	100 (25)	100 (21)	71.4 (21)	98.9 (92)	95.8 (24)	50 (24)
Leeds Teaching Hospitals NHS Trust	82.9 (41)	100 (41)	96.7 (30)	66.7 (30)	98.1 (213)	85.2 (54)	68.5 (54)
Manchester University NHS Foundation Trust	83.3 (24)	100 (24)	100 (16)	68.8 (16)	94 (83)	100 (20)	40 (20)
NHS Grampian	88.2 (17)	100 (17)	100 (14)	78.6 (14)	90 (60)	82.4 (34)	58.8 (34)
NHS Greater Glasgow & Clyde	95.7 (47)	97.9 (47)	80 (40)	65 (40)	94.2 (69)	65.4 (26)	50 (26)
NHS Lothian	100 (25)	100 (25)	95.2 (21)	76.2 (21)	96.4 (83)	84.1 (44)	54.5 (44)
Norfolk and Norwich University Hospitals NHS Foundation Trust	90 (20)	100 (20)	94.1 (17)	88.2 (17)	94.4 (36)	88.2 (17)	76.5 (17)
North Bristol NHS Trust	96.3 (27)	100 (27)	95.8 (24)	87.5 (24)	98 (50)	87 (23)	60.9 (23)
Nottingham University Hospitals NHS Trust	100 (32)	100 (32)	95.8 (24)	66.7 (24)	90.3 (113)	92 (50)	56 (50)
Oxford University Hospitals NHS Trust	100 (28)	100 (28)	91.3 (23)	73.9 (23)	83.8 (68)	75.8 (33)	48.5 (33)
Plymouth Hospitals NHS Trust	79.2 (24)	100 (24)	100 (17)	88.2 (17)	97.7 (43)	68.8 (16)	56.3 (16)
Portsmouth Hospitals NHS Trust	88.9 (9)	100 (9)	100 (8)	87.5 (8)	82.9 (41)	88.9 (9)	88.9 (9)
Salford Royal NHS Foundation Trust	79.2 (48)	100 (48)	100 (34)	73.5 (34)	100 (52)	96 (25)	60 (25)
Sheffield Teaching Hospitals NHS Foundation Trust	76.9 (26)	100 (26)	100 (19)	78.9 (19)	96.2 (79)	92.9 (28)	67.9 (28)
South Tees Hospitals NHS Foundation Trust	85 (20)	100 (20)	100 (14)	71.4 (14)	98.3 (60)	94.7 (19)	78.9 (19)
St George's Healthcare NHS Foundation Trust	92.7 (55)	100 (55)	100 (45)	82.2 (45)	89.1 (64)	93.9 (33)	63.6 (33)
The Newcastle Upon Tyne Hospitals NHS Foundation Trust	85.4 (41)	100 (41)	96.7 (30)	70 (30)	98.4 (126)	82.9 (35)	45.7 (35)
The Walton Centre NHS Foundation Trust	79.2 (24)	100 (24)	100 (18)	77.8 (18)	96 (25)	100 (14)	64.3 (14)
University College London Hospitals NHS Foundation Trust	94.6 (37)	100 (37)	88.5 (26)	57.7 (26)	90.9 (22)	71.4 (7)	42.9 (7)
University Hospital Southampton NHS Foundation Trust	87.5 (24)	100 (24)	95 (20)	85 (20)	95.3 (107)	90.2 (41)	68.3 (41)
University Hospitals Birmingham NHS Foundation Trust	77.8 (63)	98.4 (63)	92.5 (40)	65 (40)	85.7 (154)	74.5 (51)	68.6 (51)
University Hospitals Bristol NHS Foundation Trust	87.5 (16)	100 (16)	100 (13)	69.2 (13)	98 (50)	73.9 (23)	39.1 (23)
University Hospitals Coventry and Warwickshire NHS Trust	93.1 (29)	100 (29)	87.5 (24)	70.8 (24)	91.5 (47)	85.7 (28)	67.9 (28)
University Hospitals Of North Midlands NHS Trust	55.9 (34)	91.2 (34)	100 (16)	87.5 (16)	80.4 (97)	85.7 (35)	77.1 (35)

# Level 1: Tabulated rates: Highlighting bronze

1 October 2017 - 30 September 2018

Trust/board	Neurological death testing rate % (N)	DBD referral rate % (N)	% of DBD approaches where SNOD present % (N)	DBD consent/authorisation rate % (N)	DCD referral rate % (N)	% of DCD approaches where SNOD present % (N)	DCD consent/authorisation rate % (N)
Barking, Havering and Redbridge University Hospitals NHS Trust	90.9 (44)	100 (44)	93.8 (32)	59.4 (32)	93.8 (65)	100 (17)	64.7 (17)
Barts Health NHS Trust	91.5 (59)	100 (59)	93.9 (49)	53.1 (49)	80 (90)	92.6 (27)	55.6 (27)
Belfast Health and Social Care Trust	89.3 (28)	100 (28)	100 (25)	64 (25)	98.5 (68)	94.4 (18)	66.7 (18)
Betsi Cadwaladr University Health Board	95.8 (24)	100 (24)	100 (20)	90 (20)	97.3 (73)	88.2 (17)	70.6 (17)
Brighton and Sussex University Hospitals NHS Trust	80 (20)	100 (20)	85.7 (14)	100 (14)	81.3 (48)	73.3 (15)	46.7 (15)
Cambridge University Hospitals NHS Foundation Trust	95.3 (43)	100 (43)	65.8 (38)	84.2 (38)	95.7 (141)	65.4 (52)	63.5 (52)
Cardiff And Vale Health Board	92 (25)	96 (25)	85.7 (21)	71.4 (21)	97.3 (73)	73.7 (38)	68.4 (38)
East Kent Hospitals University NHS Foundation Trust	57.1 (28)	89.3 (28)	100 (15)	80 (15)	91.5 (47)	100 (16)	75 (16)
Hull and East Yorkshire Hospitals NHS Trust	80 (15)	100 (15)	100 (12)	66.7 (12)	93.4 (61)	95.5 (22)	63.6 (22)
Imperial College Healthcare NHS Trust	86.4 (59)	100 (59)	97.7 (44)	54.5 (44)	80.3 (66)	95.7 (23)	65.2 (23)
King's College Hospital NHS Foundation Trust	94.4 (89)	100 (89)	97.3 (74)	54.1 (74)	100 (72)	100 (37)	64.9 (37)
Lancashire Teaching Hospitals NHS Foundation Trust	96 (25)	100 (25)	100 (21)	71.4 (21)	98.9 (92)	95.8 (24)	50 (24)
Leeds Teaching Hospitals NHS Trust	82.9 (41)	100 (41)	96.7 (30)	66.7 (30)	98.1 (213)	85.2 (54)	68.5 (54)
Manchester University NHS Foundation Trust	83.3 (24)	100 (24)	100 (16)	68.8 (16)	94 (83)	100 (20)	40 (20)
NHS Grampian	88.2 (17)	100 (17)	100 (14)	78.6 (14)	90 (60)	82.4 (34)	58.8 (34)
NHS Greater Glasgow & Clyde	95.7 (47)	97.9 (47)	80 (40)	65 (40)	94.2 (69)	65.4 (26)	50 (26)
NHS Lothian	100 (25)	100 (25)	95.2 (21)	76.2 (21)	96.4 (83)	84.1 (44)	54.5 (44)
Norfolk and Norwich University Hospitals NHS Foundation Trust	90 (20)	100 (20)	94.1 (17)	88.2 (17)	94.4 (36)	88.2 (17)	76.5 (17)
North Bristol NHS Trust	96.3 (27)	100 (27)	95.8 (24)	87.5 (24)	98 (50)	87 (23)	60.9 (23)
Nottingham University Hospitals NHS Trust	100 (32)	100 (32)	95.8 (24)	66.7 (24)	90.3 (113)	92 (50)	56 (50)
Oxford University Hospitals NHS Trust	100 (28)	100 (28)	91.3 (23)	73.9 (23)	83.8 (68)	75.8 (33)	48.5 (33)
Plymouth Hospitals NHS Trust	79.2 (24)	100 (24)	100 (17)	88.2 (17)	97.7 (43)	68.8 (16)	56.3 (16)
Portsmouth Hospitals NHS Trust	88.9 (9)	100 (9)	100 (8)	87.5 (8)	82.9 (41)	88.9 (9)	88.9 (9)
Salford Royal NHS Foundation Trust	79.2 (48)	100 (48)	100 (34)	73.5 (34)	100 (52)	96 (25)	60 (25)
Sheffield Teaching Hospitals NHS Foundation Trust	76.9 (26)	100 (26)	100 (19)	78.9 (19)	96.2 (79)	92.9 (28)	67.9 (28)
South Tees Hospitals NHS Foundation Trust	85 (20)	100 (20)	100 (14)	71.4 (14)	98.3 (60)	94.7 (19)	78.9 (19)
St George's Healthcare NHS Foundation Trust	92.7 (55)	100 (55)	100 (45)	82.2 (45)	89.1 (64)	93.9 (33)	63.6 (33)
The Newcastle Upon Tyne Hospitals NHS Foundation Trust	85.4 (41)	100 (41)	96.7 (30)	70 (30)	98.4 (126)	82.9 (35)	45.7 (35)
The Walton Centre NHS Foundation Trust	79.2 (24)	100 (24)	100 (18)	77.8 (18)	96 (25)	100 (14)	64.3 (14)
University College London Hospitals NHS Foundation Trust	94.6 (37)	100 (37)	88.5 (26)	57.7 (26)	90.9 (22)	71.4 (7)	42.9 (7)
University Hospital Southampton NHS Foundation Trust	87.5 (24)	100 (24)	95 (20)	85 (20)	95.3 (107)	90.2 (41)	68.3 (41)
University Hospitals Birmingham NHS Foundation Trust	77.8 (63)	98.4 (63)	92.5 (40)	65 (40)	85.7 (154)	74.5 (51)	68.6 (51)
University Hospitals Bristol NHS Foundation Trust	87.5 (16)	100 (16)	100 (13)	69.2 (13)	98 (50)	73.9 (23)	39.1 (23)
University Hospitals Coventry and Warwickshire NHS Trust	93.1 (29)	100 (29)	87.5 (24)	70.8 (24)	91.5 (47)	85.7 (28)	67.9 (28)
University Hospitals Of North Midlands NHS Trust	55.9 (34)	91.2 (34)	100 (16)	87.5 (16)	80.4 (97)	85.7 (35)	77.1 (35)

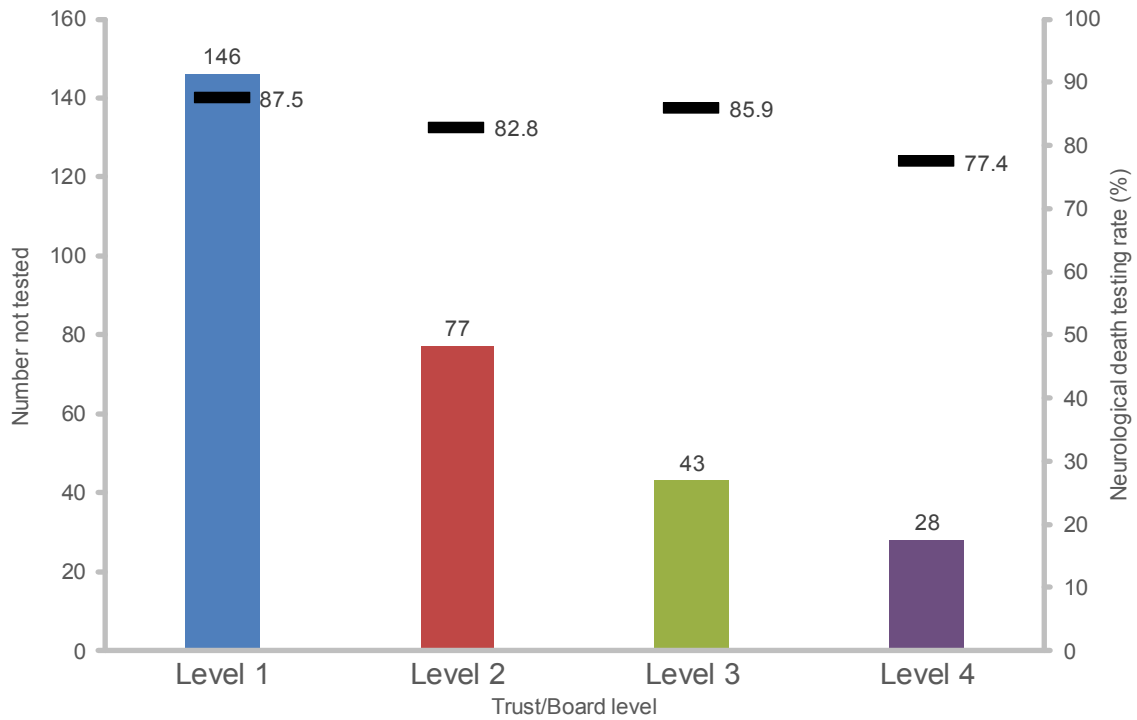
# Level 1: Tabulated rates: Highlighting amber and red

1 October 2017 - 30 September 2018

Trust/board	Neurological death testing rate % (N)	DBD referral rate % (N)	% of DBD approaches where SNOD present % (N)	DBD consent/authorisation rate % (N)	DCD referral rate % (N)	% of DCD approaches where SNOD present % (N)	DCD consent/authorisation rate % (N)
Barking, Havering and Redbridge University Hospitals NHS Trust	90.9 (44)	100 (44)	93.8 (32)	59.4 (32)	93.8 (65)	100 (17)	64.7 (17)
Barts Health NHS Trust	91.5 (59)	100 (59)	93.9 (49)	53.1 (49)	80 (90)	92.6 (27)	55.6 (27)
Belfast Health and Social Care Trust	89.3 (28)	100 (28)	100 (25)	64 (25)	98.5 (68)	94.4 (18)	66.7 (18)
Beisi Cadwaladr University Health Board	95.8 (24)	100 (24)	100 (20)	90 (20)	97.3 (73)	88.2 (17)	70.6 (17)
Brighton and Sussex University Hospitals NHS Trust	80 (20)	100 (20)	85.7 (14)	100 (14)	81.3 (48)	73.3 (15)	46.7 (15)
Cambridge University Hospitals NHS Foundation Trust	95.3 (43)	100 (43)	65.8 (38)	84.2 (38)	95.7 (141)	65.4 (52)	63.5 (52)
Cardiff And Vale Health Board	92 (25)	96 (25)	85.7 (21)	71.4 (21)	97.3 (73)	73.7 (38)	68.4 (38)
East Kent Hospitals University NHS Foundation Trust	57.1 (28)	89.3 (28)	100 (15)	80 (15)	91.5 (47)	100 (16)	75 (16)
Hull and East Yorkshire Hospitals NHS Trust	80 (15)	100 (15)	100 (12)	66.7 (12)	93.4 (61)	95.5 (22)	63.6 (22)
Imperial College Healthcare NHS Trust	86.4 (59)	100 (59)	97.7 (44)	54.5 (44)	80.3 (66)	95.7 (23)	65.2 (23)
King's College Hospital NHS Foundation Trust	94.4 (89)	100 (89)	97.3 (74)	54.1 (74)	100 (72)	100 (37)	64.9 (37)
Lancashire Teaching Hospitals NHS Foundation Trust	96 (25)	100 (25)	100 (21)	71.4 (21)	98.9 (92)	95.8 (24)	50 (24)
Leeds Teaching Hospitals NHS Trust	82.9 (41)	100 (41)	96.7 (30)	66.7 (30)	98.1 (213)	85.2 (54)	68.5 (54)
Manchester University NHS Foundation Trust	83.3 (24)	100 (24)	100 (16)	68.8 (16)	94 (83)	100 (20)	40 (20)
NHS Grampian	88.2 (17)	100 (17)	100 (14)	78.6 (14)	90 (60)	82.4 (34)	58.8 (34)
NHS Greater Glasgow & Clyde	95.7 (47)	97.9 (47)	80 (40)	65 (40)	94.2 (69)	65.4 (26)	50 (26)
NHS Lothian	100 (25)	100 (25)	95.2 (21)	76.2 (21)	96.4 (83)	84.1 (44)	54.5 (44)
Norfolk and Norwich University Hospitals NHS Foundation Trust	90 (20)	100 (20)	94.1 (17)	88.2 (17)	94.4 (36)	88.2 (17)	76.5 (17)
North Bristol NHS Trust	96.3 (27)	100 (27)	95.8 (24)	87.5 (24)	98 (50)	87 (23)	60.9 (23)
Nottingham University Hospitals NHS Trust	100 (32)	100 (32)	95.8 (24)	66.7 (24)	90.3 (113)	92 (50)	56 (50)
Oxford University Hospitals NHS Trust	100 (28)	100 (28)	91.3 (23)	73.9 (23)	83.8 (68)	75.8 (33)	48.5 (33)
Plymouth Hospitals NHS Trust	79.2 (24)	100 (24)	100 (17)	88.2 (17)	97.7 (43)	68.8 (16)	56.3 (16)
Portsmouth Hospitals NHS Trust	88.9 (9)	100 (9)	100 (8)	87.5 (8)	82.9 (41)	88.9 (9)	88.9 (9)
Salford Royal NHS Foundation Trust	79.2 (48)	100 (48)	100 (34)	73.5 (34)	100 (52)	96 (25)	60 (25)
Sheffield Teaching Hospitals NHS Foundation Trust	76.9 (26)	100 (26)	100 (19)	78.9 (19)	96.2 (79)	92.9 (28)	67.9 (28)
South Tees Hospitals NHS Foundation Trust	85 (20)	100 (20)	100 (14)	71.4 (14)	98.3 (60)	94.7 (19)	78.9 (19)
St. George's Healthcare NHS Foundation Trust	92.7 (55)	100 (55)	100 (45)	82.2 (45)	89.1 (64)	93.9 (33)	63.6 (33)
The Newcastle Upon Tyne Hospitals NHS Foundation Trust	85.4 (41)	100 (41)	96.7 (30)	70 (30)	98.4 (126)	82.9 (35)	45.7 (35)
The Walton Centre NHS Foundation Trust	79.2 (24)	100 (24)	100 (18)	77.8 (18)	96 (25)	100 (14)	64.3 (14)
University College London Hospitals NHS Foundation Trust	94.6 (37)	100 (37)	88.5 (26)	57.7 (26)	90.9 (22)	71.4 (7)	42.9 (7)
University Hospital Southampton NHS Foundation Trust	87.5 (24)	100 (24)	95 (20)	85 (20)	95.3 (107)	90.2 (41)	68.3 (41)
University Hospitals Birmingham NHS Foundation Trust	77.8 (63)	98.4 (63)	92.5 (40)	65 (40)	85.7 (154)	74.5 (51)	68.6 (51)
University Hospitals Bristol NHS Foundation Trust	87.5 (16)	100 (16)	100 (13)	69.2 (13)	98 (50)	73.9 (23)	39.1 (23)
University Hospitals Coventry and Warwickshire NHS Trust	93.1 (29)	100 (29)	87.5 (24)	70.8 (24)	91.5 (47)	85.7 (28)	67.9 (28)
University Hospitals Of North Midlands NHS Trust	55.9 (34)	91.2 (34)	100 (16)	87.5 (16)	80.4 (97)	85.7 (35)	77.1 (35)

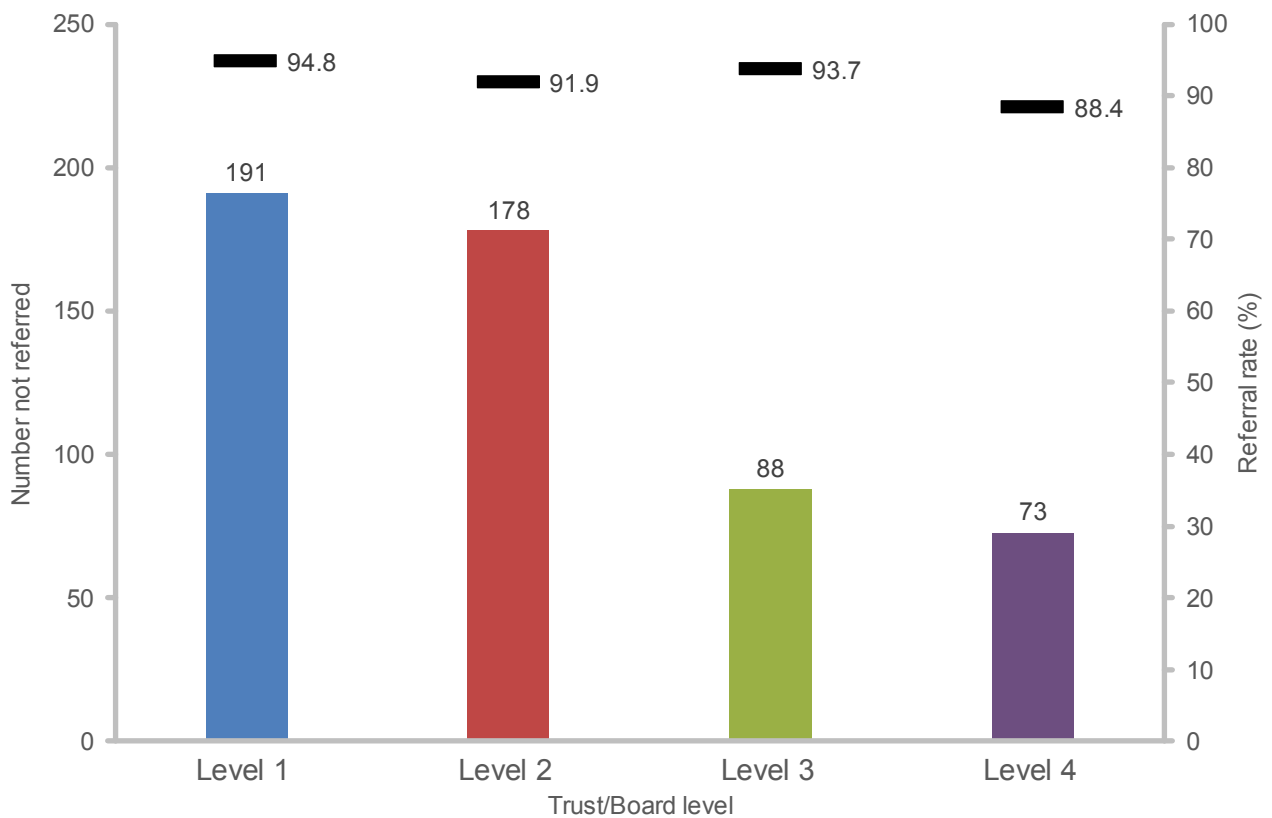
## Comparison of neurological death testing by level

1 October 2017 - 30 September 2018



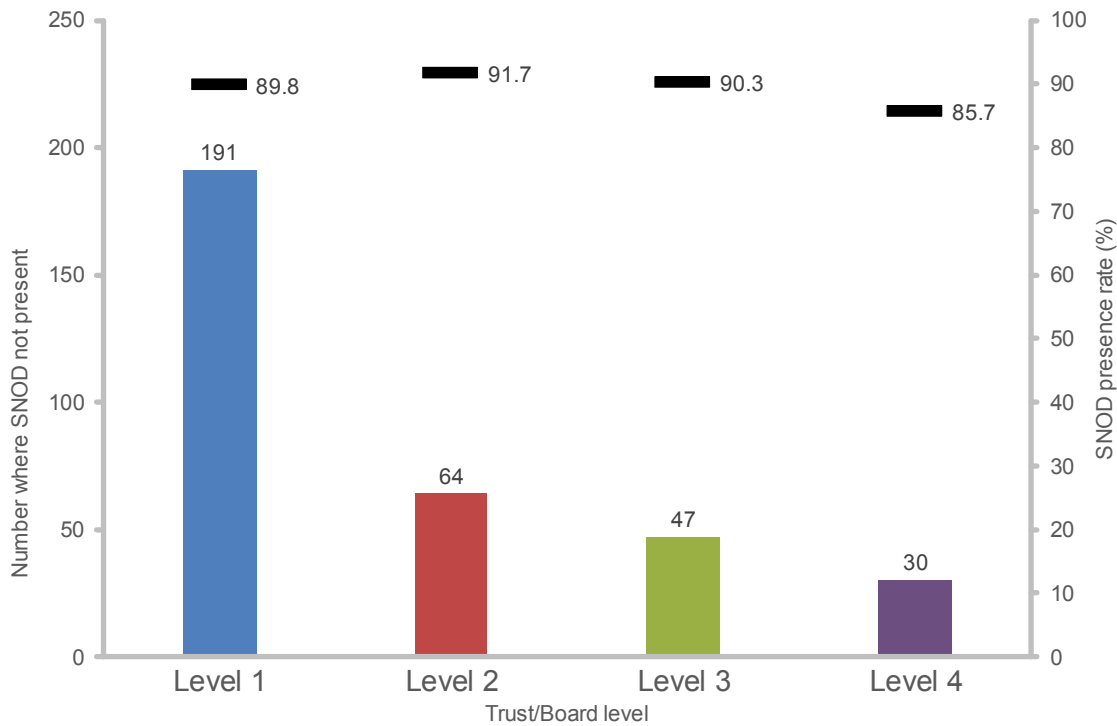
## Comparison of combined DBD and DCD referral by level

1 October 2017 - 30 September 2018



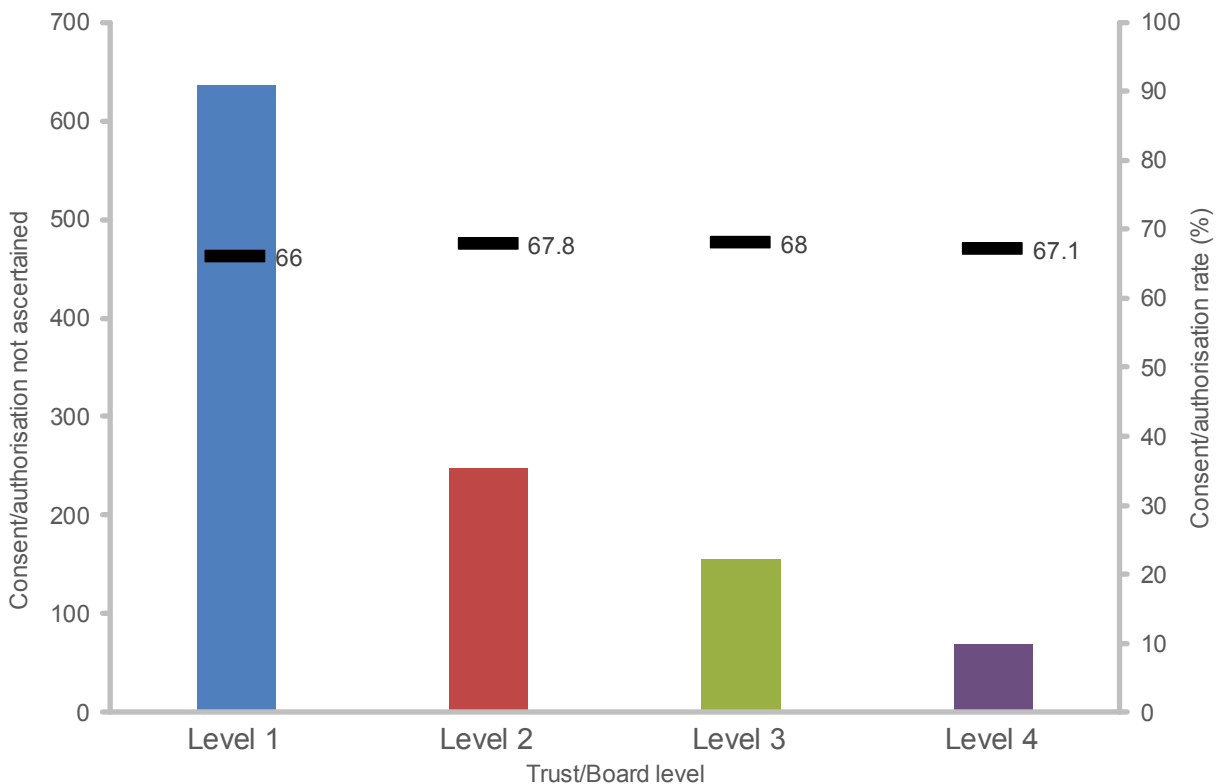
## Comparison of combined DBD and DCD SNOD presence by level

1 October 2017 - 30 September 2018



## Comparison of combined DBD and DCD consent/authorisation by level

1 October 2017 - 30 September 2018



## Level 1 group key

Key	Trust/Board	Adult neuro ICU	Paediatric ICU	Major Trauma Centre	Cardiothoracic ICU
1	Barking, Havering and Redbridge University Hospitals NHS Trust	N			
2	Barts Health NHS Trust		P	T	C
3	Belfast Health and Social Care Trust	N	P	T	C
4	Beisi Cadwaladr University Health Board				
5	Brighton and Sussex University Hospitals NHS Trust	N		T	C
6	Cambridge University Hospitals NHS Foundation Trust	N	P	T	
7	Cardiff And Vale Health Board	N	P		C
8	East Kent Hospitals University NHS Foundation Trust				
9	Hull and East Yorkshire Hospitals NHS Trust	N		T	C
10	Imperial College Healthcare NHS Trust	N	P	T	C
11	King's College Hospital NHS Foundation Trust		P	T	
12	Lancashire Teaching Hospitals NHS Foundation Trust	N		T	
13	Leeds Teaching Hospitals NHS Trust	N	P	T	C
14	Manchester University NHS Foundation Trust		P		C
15	NHS Grampian	N		T	C
16	NHS Greater Glasgow & Clyde	N	P		
17	NHS Lothian	N	P		C
18	Norfolk and Norwich University Hospitals NHS Foundation Trust		P		
19	North Bristol NHS Trust	N		T	
20	Nottingham University Hospitals NHS Trust	N	P	T	C
21	Oxford University Hospitals NHS Trust	N	P	T	C
22	Plymouth Hospitals NHS Trust	N		T	C
23	Portsmouth Hospitals NHS Trust				
24	Salford Royal NHS Foundation Trust	N			
25	Sheffield Teaching Hospitals NHS Foundation Trust	N		T	C
26	South Tees Hospitals NHS Foundation Trust	N	P	T	C
27	St George's Healthcare NHS Foundation Trust	N	P	T	C
28	The Newcastle Upon Tyne Hospitals NHS Foundation Trust	N	P	T	C
29	The Walton Centre NHS Foundation Trust	N			
30	University College London Hospitals NHS Foundation Trust	N			
31	University Hospital Southampton NHS Foundation Trust	N	P	T	C
32	University Hospitals Birmingham NHS Foundation Trust	N		T	C
33	University Hospitals Bristol NHS Foundation Trust		P		C
34	University Hospitals Coventry and Warwickshire NHS Trust	N		T	C
35	University Hospitals Of North Midlands NHS Trust	N	P	T	C

## Group 1 Posters

### Actions

1. Vote for the poster you think is best.
2. Choose two posters you want to take note of (see below).
3. Write any ideas to have on the *where to next* blank poster.

## Noteworthy Poster 1

### Key idea

How would you apply locally?

Contact details:

---

## Noteworthy Poster 2

### Key idea

How would you apply locally?

Contact details:



## Group 2 Posters

### Actions

1. Vote for the poster you think is best.
2. Choose two posters you want to take note of (see below).
3. Write any ideas to have on the *where to next* blank poster.

## Noteworthy Poster 1

### Key idea

How would you apply locally?

Contact details:

---

## Noteworthy Poster 2

### Key idea

How would you apply locally?

Contact details:

## Group 3 Posters

### Actions

1. Vote for the poster you think is best.
2. Choose two posters you want to take note of (see below).
3. Write any ideas to have on the *where to next* blank poster.

## Noteworthy Poster 1

### Key idea

How would you apply locally?

Contact details:

---

## Noteworthy Poster 2

### Key idea

How would you apply locally?

Contact details:

## Group 4 Posters

### Actions

1. Vote for the poster you think is best.
2. Choose two posters you want to take note of (see below).
3. Write any ideas to have on the *where to next* blank poster.

## Noteworthy Poster 1

### Key idea

How would you apply locally?

Contact details:

---

## Noteworthy Poster 2

### Key idea

How would you apply locally?

Contact details:

