

**Calderdale and Huddersfield NHS Foundation Trust**

**Taking Organ Transplantation to 2020**

In 2017/18, from 7 consented donors the Trust facilitated 6 actual solid organ donors resulting in 21 patients receiving a life-saving or life-changing transplant.

In addition to the 6 proceeding donors there was one additional consented donor that did not proceed.

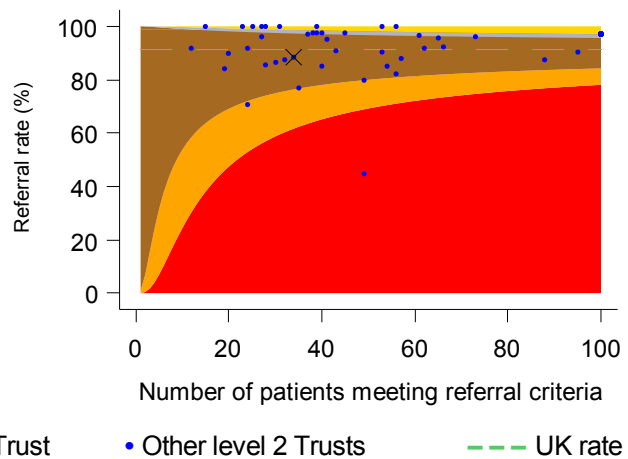
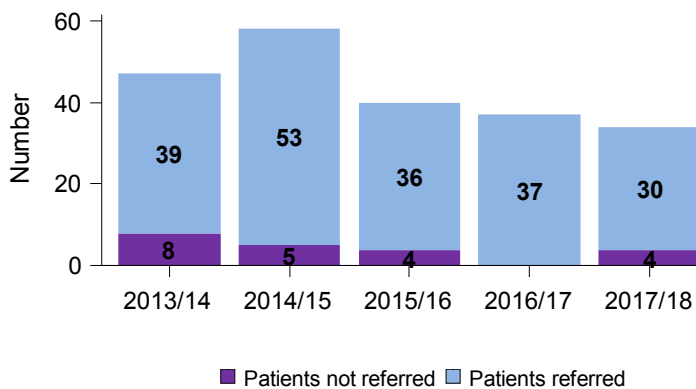
**Best quality of care in organ donation**

**Referral of potential deceased organ donors**

**Goal: Every patient who meets the referral criteria should be identified and referred to NHS Blood and Transplant's Organ Donation Service**

**Aim: There should be no purple on the chart**

**Aim: The Trust (marked with a cross) should fall within Bronze, Silver, or Gold**



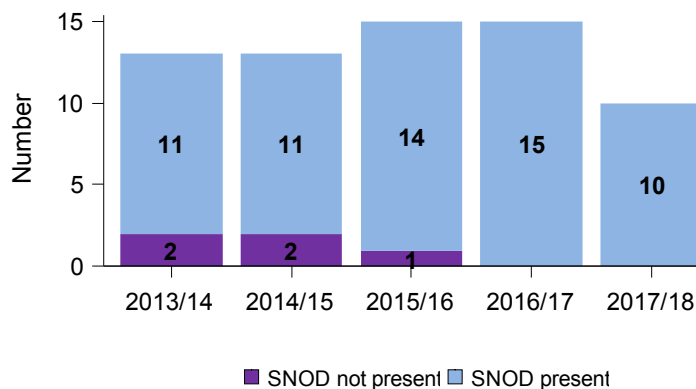
The Trust referred 30 potential organ donors during 2017/18. There were 4 occasions where potential organ donors were not referred.

When compared with UK performance, the Trust was average (bronze) for referral of potential organ donors to NHS Blood and Transplant.

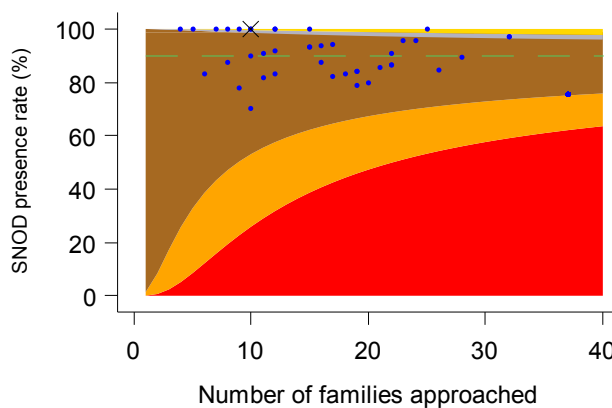
## Presence of Specialist Nurse for Organ Donation

**Goal: A Specialist Nurse for Organ Donation (SNOD) should be present during every organ donation discussion with families**

**Aim: There should be no purple on the chart**



**Aim: The Trust (marked with a cross) should fall within Bronze, Silver, or Gold**



X Trust • Other level 2 Trusts --- UK rate

Gold Silver Bronze Amber Red

A SNOD was present for 10 organ donation discussions with families during 2017/18. There were no occasions where a SNOD was not present.

When compared with UK performance, the Trust was exceptional (gold) for SNOD presence when approaching families to discuss organ donation.

### Why it matters

- If suitable patients are not referred, the patient's decision to be an organ donor is not honoured or the family does not get the chance to support organ donation.
- The consent rate in the UK is much higher when a SNOD is present.
- The number of patients receiving a life-saving or life-changing solid organ transplant in the UK is increasing but patients are still dying while waiting.

#### Regional donors, transplants, waiting list, and NHS Organ Donor Register (ODR) data

	Yorkshire And The Humber*	UK
<b>1 April 2017 - 31 March 2018</b>		
Deceased donors	134	1,574
Transplants from deceased donors	318	4,012
Deaths on the transplant list	34	426
<b>As at 31 March 2018</b>		
Active transplant list	483	6,045
Number of NHS ODR opt-in registrations (% registered)**	1,919,664 (36%)	24,941,804 (38%)

\*Regions have been defined as per former Strategic Health Authorities

\*\* % registered based on population of 5.39 million, based on ONS 2011 census data

## Further information

Further information on potential donors after brain death (DBD) and potential donors after circulatory death (DCD) at the Trust are shown below, including a UK comparison.

Key numbers, rates and comparison with UK data, 1 April 2017 - 31 March 2018						
	DBD		DCD		Deceased donors	
	Trust	UK	Trust	UK	Trust	UK
Patients meeting organ donation referral criteria <sup>1</sup>	9	1954	25	6281	34	7978
Referred to Organ Donation Service	9	1929	21	5615	30	7302
<i>Referral rate %</i>	<b>G</b> 100%	99%	<b>B</b> 84%	89%	<b>B</b> 88%	92%
Neurological death tested	9	1676				
<i>Testing rate %</i>	<b>G</b> 100%	86%				
Eligible donors <sup>2</sup>	9	1582	11	4456	20	6038
Family approached	7	1471	3	1858	10	3329
Family approached and SNOD present	7	1394	3	1591	10	2985
<i>% of approaches where SNOD present</i>	<b>G</b> 100%	95%	<b>G</b> 100%	86%	<b>G</b> 100%	90%
Consent ascertained	5	1066	1	1115	6	2181
<i>Consent rate %</i>	<b>B</b> 71%	72%	<b>B</b> 33%	60%	<b>B</b> 60%	66%
Actual donors (PDA data)	5	955	1	613	6	1568
<i>% of consented donors that became actual donors</i>	100%	90%	100%	55%	100%	72%
<sup>1</sup> DBD - A patient with suspected neurological death DCD - A patient in whom imminent death is anticipated, ie a patient receiving assisted ventilation, a clinical decision to withdraw treatment has been made and death is anticipated within 4 hours						
<sup>2</sup> DBD - Death confirmed by neurological tests and no absolute contraindications to solid organ donation DCD - Imminent death anticipated and treatment withdrawn with no absolute contraindications to solid organ donation						
Note that a patient that meets both the referral criteria for DBD and DCD organ donation is featured in both the DBD and DCD data but will only be counted once in the deceased donors total						

**Gold** **Silver** **Bronze** **Amber** **Red**

For further information, including definitions, see the latest Potential Donor Audit report at [www.odt.nhs.uk/statistics-and-reports/potential-donor-audit/](http://www.odt.nhs.uk/statistics-and-reports/potential-donor-audit/)