

Brighton and Sussex University Hospitals NHS Trust

Taking Organ Transplantation to 2020

In 2017/18, from 22 consented donors the Trust facilitated 15 actual solid organ donors resulting in 41 patients receiving a life-saving or life-changing transplant.

In addition to the 15 proceeding donors there were 7 additional consented donors that did not proceed.

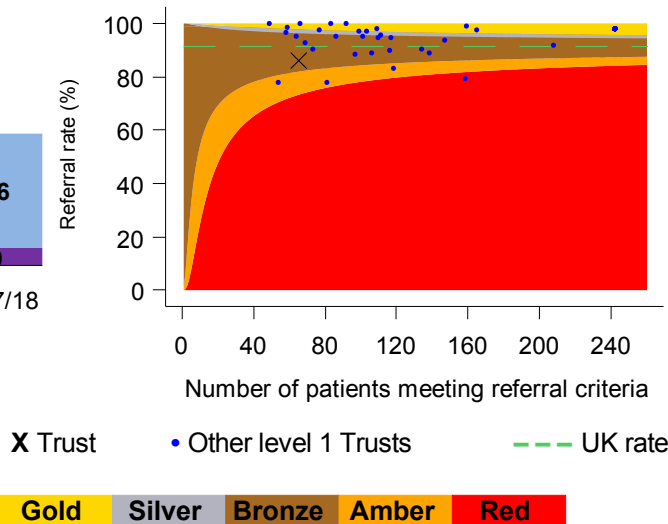
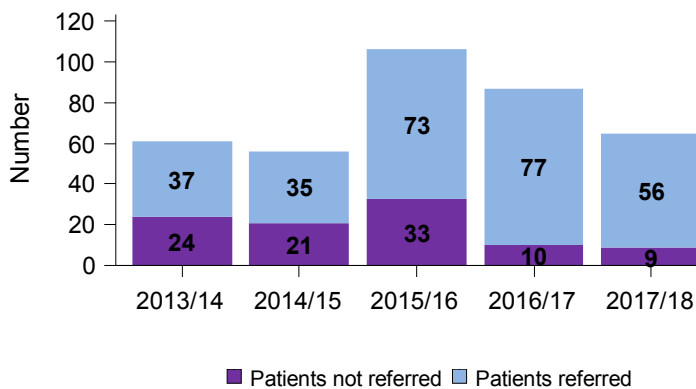
Best quality of care in organ donation

Referral of potential deceased organ donors

Goal: Every patient who meets the referral criteria should be identified and referred to NHS Blood and Transplant's Organ Donation Service

Aim: There should be no purple on the chart

Aim: The Trust (marked with a cross) should fall within Bronze, Silver, or Gold



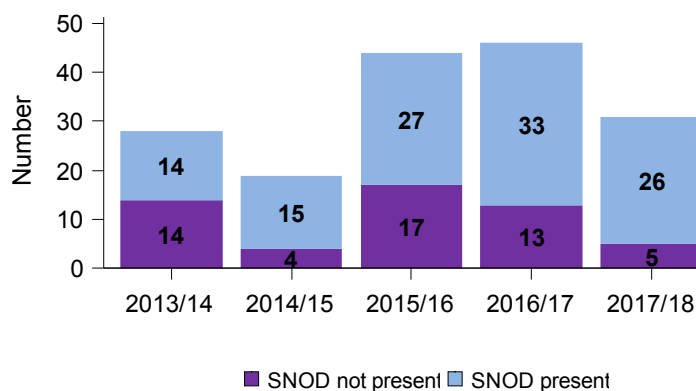
The Trust referred 56 potential organ donors during 2017/18. There were 9 occasions where potential organ donors were not referred.

When compared with UK performance, the Trust was average (bronze) for referral of potential organ donors to NHS Blood and Transplant.

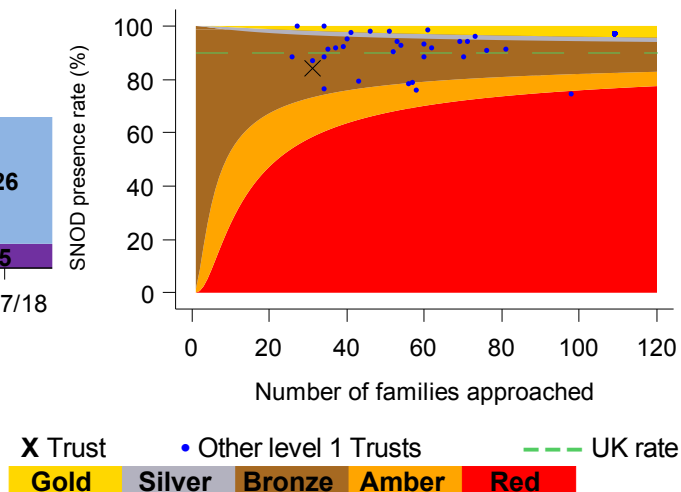
Presence of Specialist Nurse for Organ Donation

Goal: A Specialist Nurse for Organ Donation (SNOD) should be present during every organ donation discussion with families

Aim: There should be no purple on the chart



Aim: The Trust (marked with a cross) should fall within Bronze, Silver, or Gold



A SNOD was present for 26 organ donation discussions with families during 2017/18. There were 5 occasions where a SNOD was not present.

When compared with UK performance, the Trust was average (bronze) for SNOD presence when approaching families to discuss organ donation.

Why it matters

- If suitable patients are not referred, the patient's decision to be an organ donor is not honoured or the family does not get the chance to support organ donation.
- The consent rate in the UK is much higher when a SNOD is present.
- The number of patients receiving a life-saving or life-changing solid organ transplant in the UK is increasing but patients are still dying while waiting.

Regional donors, transplants, waiting list, and NHS Organ Donor Register (ODR) data

	South East Coast*	UK
1 April 2017 - 31 March 2018		
Deceased donors	86	1,574
Transplants from deceased donors	224	4,012
Deaths on the transplant list	14	426
As at 31 March 2018		
Active transplant list	334	6,045
Number of NHS ODR opt-in registrations (% registered)**	1,993,087 (43%)	24,941,804 (38%)

*Regions have been defined as per former Strategic Health Authorities

** % registered based on population of 4.63 million, based on ONS 2011 census data

Further information

Further information on potential donors after brain death (DBD) and potential donors after circulatory death (DCD) at the Trust are shown below, including a UK comparison.

	DBD		DCD		Deceased donors	
	Trust	UK	Trust	UK	Trust	UK
Patients meeting organ donation referral criteria ¹	25	1954	44	6281	65	7978
Referred to Organ Donation Service	25	1929	35	5615	56	7302
<i>Referral rate %</i>	G 100%	99%	B 80%	89%	B 86%	92%
Neurological death tested	20	1676				
<i>Testing rate %</i>	B 80%	86%				
Eligible donors ²	20	1582	32	4456	52	6038
Family approached	15	1471	16	1858	31	3329
Family approached and SNOD present	15	1394	11	1591	26	2985
<i>% of approaches where SNOD present</i>	G 100%	95%	B 69%	86%	B 84%	90%
Consent ascertained	14	1066	9	1115	23	2181
<i>Consent rate %</i>	S 93%	72%	B 56%	60%	B 74%	66%
Actual donors (PDA data)	11	955	4	613	15	1568
<i>% of consented donors that became actual donors</i>	79%	90%	44%	55%	65%	72%

¹ DBD - A patient with suspected neurological death
DCD - A patient in whom imminent death is anticipated, ie a patient receiving assisted ventilation, a clinical decision to withdraw treatment has been made and death is anticipated within 4 hours

² DBD - Death confirmed by neurological tests and no absolute contraindications to solid organ donation
DCD - Imminent death anticipated and treatment withdrawn with no absolute contraindications to solid organ donation

Note that a patient that meets both the referral criteria for DBD and DCD organ donation is featured in both the DBD and DCD data but will only be counted once in the deceased donors total

Gold **Silver** **Bronze** **Amber** **Red**

For further information, including definitions, see the latest Potential Donor Audit report at www.odt.nhs.uk/statistics-and-reports/potential-donor-audit/