

**NHS Grampian**

**Taking Organ Transplantation to 2020**

In 2017/18, from 24 authorised donors the Board facilitated 12 actual solid organ donors resulting in 22 patients receiving a life-saving or life-changing transplant.

In addition to the 12 proceeding donors there were 12 additional authorised donors that did not proceed.

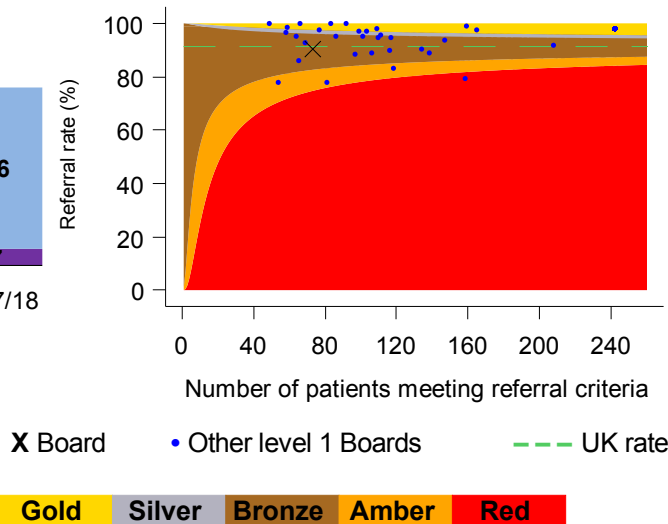
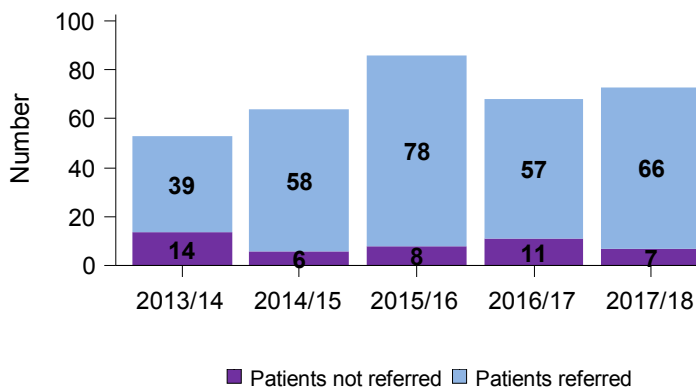
**Best quality of care in organ donation**

**Referral of potential deceased organ donors**

**Goal: Every patient who meets the referral criteria should be identified and referred to NHS Blood and Transplant's Organ Donation Service**

**Aim: There should be no purple on the chart**

**Aim: The Board (marked with a cross) should fall within Bronze, Silver, or Gold**



The Board referred 66 potential organ donors during 2017/18. There were 7 occasions where potential organ donors were not referred.

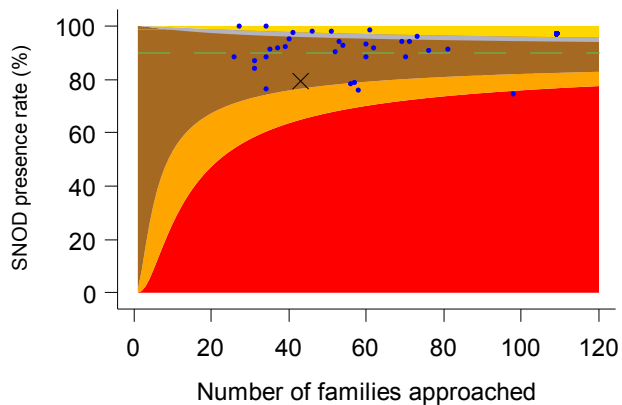
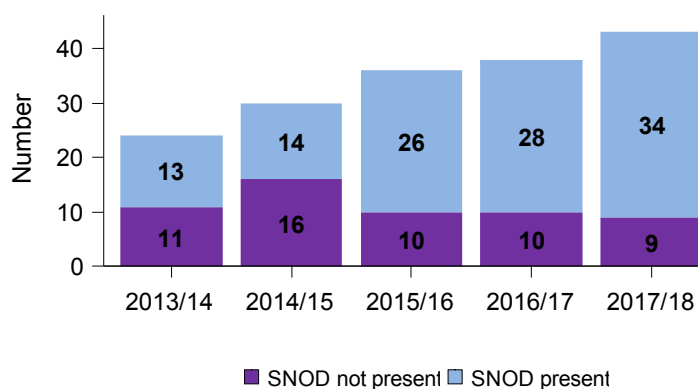
When compared with UK performance, the Board was average (bronze) for referral of potential organ donors to NHS Blood and Transplant.

## Presence of Specialist Nurse for Organ Donation

**Goal: A Specialist Nurse for Organ Donation (SNOD) should be present during every organ donation discussion with families**

**Aim: There should be no purple on the chart**

**Aim: The Board (marked with a cross) should fall within Bronze, Silver, or Gold**



X Board • Other level 1 Boards --- UK rate

**Gold Silver Bronze Amber Red**

A SNOD was present for 34 organ donation discussions with families during 2017/18. There were 9 occasions where a SNOD was not present.

When compared with UK performance, the Board was average (bronze) for SNOD presence when approaching families to discuss organ donation.

### Why it matters

- If suitable patients are not referred, the patient's decision to be an organ donor is not honoured or the family does not get the chance to support organ donation.
- The authorisation rate in the UK is much higher when a SNOD is present.
- The number of patients receiving a life-saving or life-changing solid organ transplant in the UK is increasing but patients are still dying while waiting.

#### Regional donors, transplants, waiting list, and NHS Organ Donor Register (ODR) data

	Scotland*	UK
<b>1 April 2017 - 31 March 2018</b>		
Deceased donors	102	1,574
Transplants from deceased donors	375	4,012
Deaths on the transplant list	38	426
<b>As at 31 March 2018</b>		
Active transplant list	534	6,045
Number of NHS ODR opt-in registrations (% registered)**	2,486,216 (46%)	24,941,804 (38%)

\*Regions have been defined as per former Strategic Health Authorities

\*\* % registered based on population of 5.37 million, based on ONS 2011 census data

## Further information

Further information on potential donors after brain death (DBD) and potential donors after circulatory death (DCD) at the Board are shown below, including a UK comparison.

Key numbers, rates and comparison with UK data, 1 April 2017 - 31 March 2018							
	DBD		DCD		Deceased donors		
	Board	UK	Board	UK	Board	UK	
Patients meeting organ donation referral criteria <sup>1</sup>	16	1954	59	6281	73	7978	
Referred to Organ Donation Service	16	1929	52	5615	66	7302	
<i>Referral rate %</i>	<b>G</b> 100%	99%	<b>B</b> 88%	89%	<b>B</b> 90%	92%	
Neurological death tested	12	1676					
<i>Testing rate %</i>	<b>B</b> 75%	86%					
Eligible donors <sup>2</sup>	12	1582	49	4456	61	6038	
Family approached	11	1471	32	1858	43	3329	
Family approached and SNOD present	11	1394	23	1591	34	2985	
<i>% of approaches where SNOD present</i>	<b>G</b> 100%	95%	<b>B</b> 72%	86%	<b>B</b> 79%	90%	
Authorisation ascertained	8	1066	17	1115	25	2181	
<i>Authorisation rate %</i>	<b>B</b> 73%	72%	<b>B</b> 53%	60%	<b>B</b> 58%	66%	
Actual donors (PDA data)	6	955	6	613	12	1568	
<i>% of authorised donors that became actual donors</i>	75%	90%	35%	55%	48%	72%	
<sup>1</sup> DBD - A patient with suspected neurological death DCD - A patient in whom imminent death is anticipated, ie a patient receiving assisted ventilation, a clinical decision to withdraw treatment has been made and death is anticipated within 4 hours							
<sup>2</sup> DBD - Death confirmed by neurological tests and no absolute contraindications to solid organ donation DCD - Imminent death anticipated and treatment withdrawn with no absolute contraindications to solid organ donation							
Note that a patient that meets both the referral criteria for DBD and DCD organ donation is featured in both the DBD and DCD data but will only be counted once in the deceased donors total							

**Gold** **Silver** **Bronze** **Amber** **Red**

For further information, including definitions, see the latest Potential Donor Audit report at [www.odt.nhs.uk/statistics-and-reports/potential-donor-audit/](http://www.odt.nhs.uk/statistics-and-reports/potential-donor-audit/)