

## Northern Organ Donation Services Team

### Taking Organ Transplantation to 2020

In 2017/18, from 115 consented donors the Northern Organ Donation Services Team facilitated 77 actual solid organ donors resulting in 188 patients receiving a life-saving or life-changing transplant.

In addition to the 77 proceeding donors there were 38 additional consented donors that did not proceed.

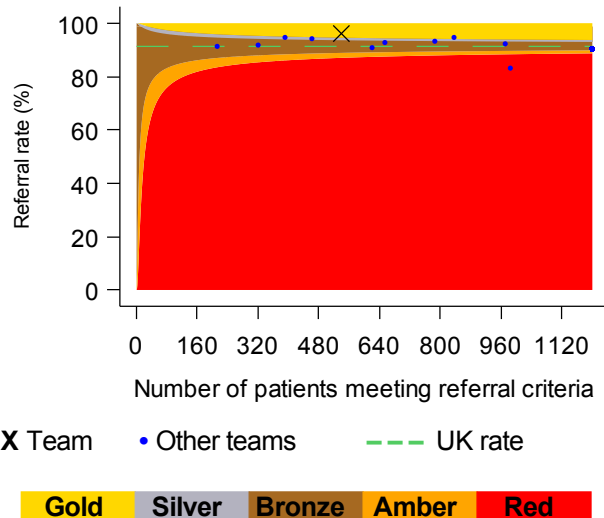
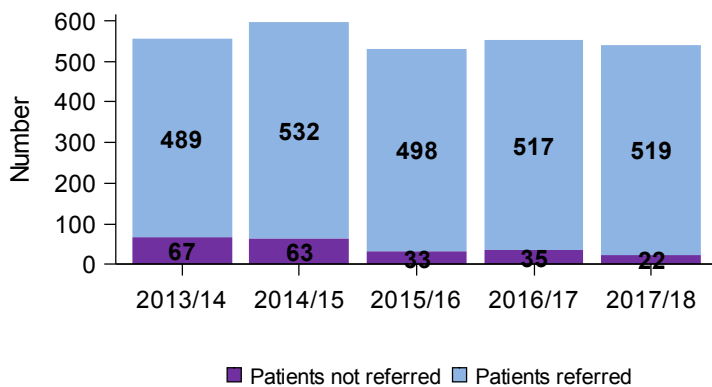
### Best quality of care in organ donation

#### Referral of potential deceased organ donors

**Goal: Every patient who meets the referral criteria should be identified and referred to NHS Blood and Transplant's Organ Donation Service**

**Aim: There should be no purple on the chart**

**Aim: The team (marked with a cross) should fall within Bronze, Silver, or Gold**



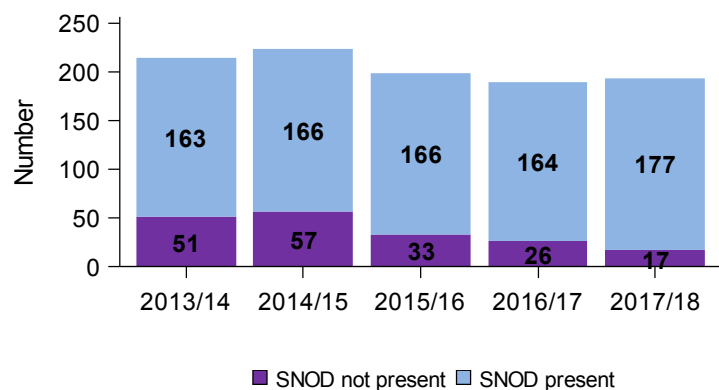
519 potential organ donors were referred to the team during 2017/18. There were 22 occasions where potential organ donors were not referred.

When compared with UK performance, the performance within the Trusts in the team was exceptional (gold) for referral of potential organ donors to NHS Blood and Transplant.

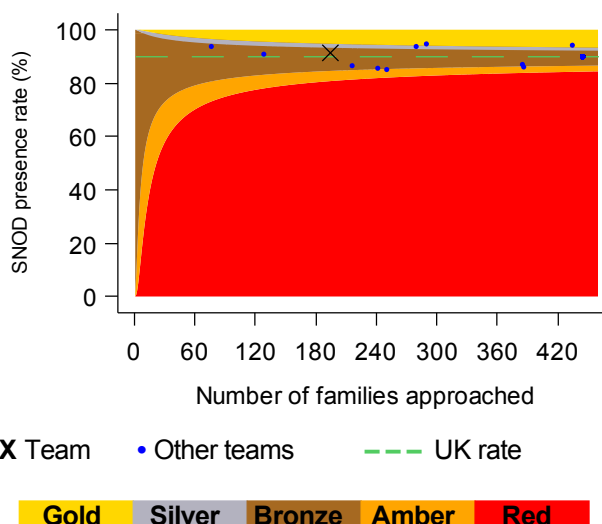
## Presence of Specialist Nurse for Organ Donation

**Goal: A Specialist Nurse for Organ Donation (SNOD) should be present during every organ donation discussion with families**

**Aim: There should be no purple on the chart**



**Aim: The team (marked with a cross) should fall within Bronze, Silver, or Gold**



A SNOD was present for 177 organ donation discussions with families during 2017/18. There were 17 occasions where a SNOD was not present.

When compared with UK performance, the performance within the Trusts in the team was average (bronze) for SNOD presence when approaching families to discuss organ donation.

## Further information

Further information on potential donors after brain death (DBD) and potential donors after circulatory death (DCD) within the region are shown below, including a UK comparison.

Key numbers, rates and comparison with UK data, 1 April 2017 - 31 March 2018							
	DBD		DCD		Deceased donors		
	Northern	UK	Northern	UK	Northern	UK	
Patients meeting organ donation referral criteria <sup>1</sup>	106	1954	459	6281	541	7978	
Referred to Organ Donation Service	105	1929	437	5615	519	7302	
<i>Referral rate %</i>	<b>B</b> 99%	99%	<b>G</b> 95%	89%	<b>G</b> 96%	92%	
Neurological death tested	85	1676					
<i>Testing rate %</i>	<b>B</b> 80%	86%					
Eligible donors <sup>2</sup>	77	1582	338	4456	415	6038	
Family approached	74	1471	120	1858	194	3329	
Family approached and SNOD present	73	1394	104	1591	177	2985	
<i>% of approaches where SNOD present</i>	<b>S</b> 99%	95%	<b>B</b> 87%	86%	<b>B</b> 91%	90%	
Consent ascertained	53	1066	69	1115	122	2181	
<i>Consent rate %</i>	<b>B</b> 72%	72%	<b>B</b> 58%	60%	<b>B</b> 63%	66%	
Actual donors (PDA data)	47	955	30	613	77	1568	
<i>% of consented donors that became actual donors</i>	89%	90%	43%	55%	63%	72%	

<sup>1</sup> DBD - A patient with suspected neurological death  
DCD - A patient in whom imminent death is anticipated, ie a patient receiving assisted ventilation, a clinical decision to withdraw treatment has been made and death is anticipated within 4 hours

<sup>2</sup> DBD - Death confirmed by neurological tests and no absolute contraindications to solid organ donation  
DCD - Imminent death anticipated and treatment withdrawn with no absolute contraindications to solid organ donation

Note that a patient that meets both the referral criteria for DBD and DCD organ donation is featured in both the DBD and DCD data but will only be counted once in the deceased donors total

**Gold** **Silver** **Bronze** **Amber** **Red**

For further information, including definitions, see the latest Potential Donor Audit report at [www.odt.nhs.uk/statistics-and-reports/potential-donor-audit/](http://www.odt.nhs.uk/statistics-and-reports/potential-donor-audit/)