

## East Lancashire Hospitals NHS Trust

### Taking Organ Transplantation to 2020

In 2017/18, from 20 consented donors the Trust facilitated 14 actual solid organ donors resulting in 39 patients receiving a life-saving or life-changing transplant.

In addition to the 14 proceeding donors there were 6 additional consented donors that did not proceed.

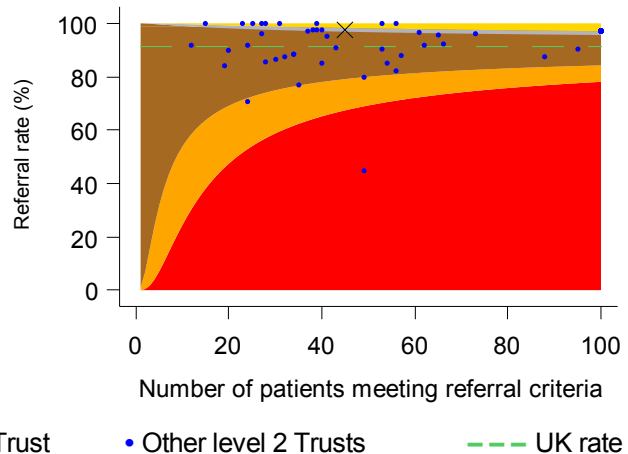
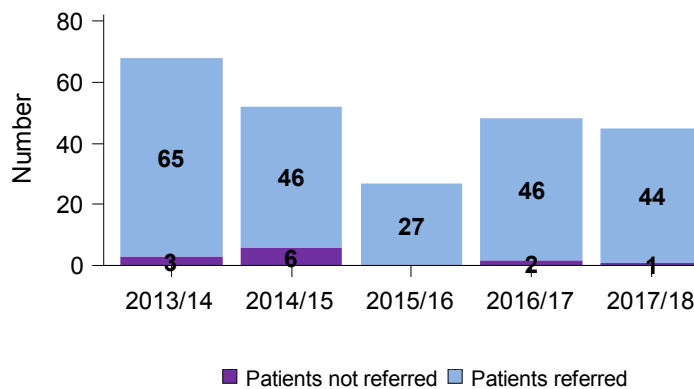
### Best quality of care in organ donation

#### Referral of potential deceased organ donors

**Goal: Every patient who meets the referral criteria should be identified and referred to NHS Blood and Transplant's Organ Donation Service**

**Aim: There should be no purple on the chart**

**Aim: The Trust (marked with a cross) should fall within Bronze, Silver, or Gold**



The Trust referred 44 potential organ donors during 2017/18. There was 1 occasion where a potential organ donor was not referred.

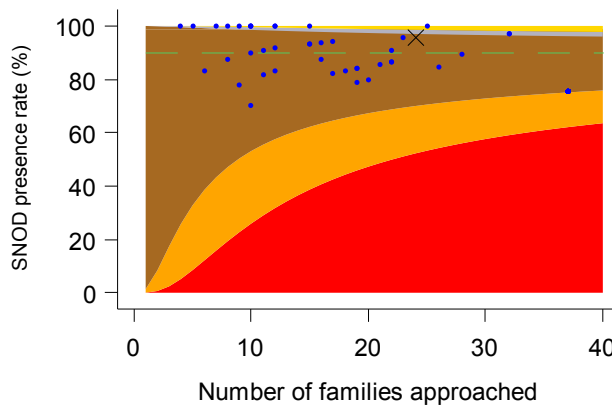
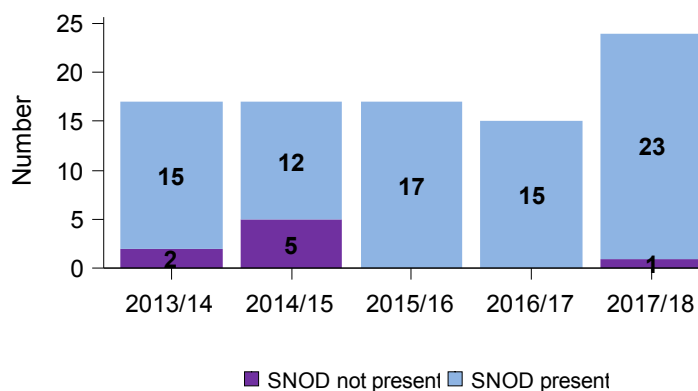
When compared with UK performance, the Trust was good (silver) for referral of potential organ donors to NHS Blood and Transplant.

## Presence of Specialist Nurse for Organ Donation

**Goal: A Specialist Nurse for Organ Donation (SNOD) should be present during every organ donation discussion with families**

**Aim: There should be no purple on the chart**

**Aim: The Trust (marked with a cross) should fall within Bronze, Silver, or Gold**



X Trust • Other level 2 Trusts --- UK rate

Gold Silver Bronze Amber Red

A SNOD was present for 23 organ donation discussions with families during 2017/18. There was 1 occasion where a SNOD was not present.

When compared with UK performance, the Trust was average (bronze) for SNOD presence when approaching families to discuss organ donation.

### Why it matters

- If suitable patients are not referred, the patient's decision to be an organ donor is not honoured or the family does not get the chance to support organ donation.
- The consent rate in the UK is much higher when a SNOD is present.
- The number of patients receiving a life-saving or life-changing solid organ transplant in the UK is increasing but patients are still dying while waiting.

#### Regional donors, transplants, waiting list, and NHS Organ Donor Register (ODR) data

	North West*	UK
<b>1 April 2017 - 31 March 2018</b>		
Deceased donors	218	1,574
Transplants from deceased donors	467	4,012
Deaths on the transplant list	53	426
<b>As at 31 March 2018</b>		
Active transplant list	575	6,045
Number of NHS ODR opt-in registrations (% registered)**	2,560,422 (36%)	24,941,804 (38%)

\*Regions have been defined as per former Strategic Health Authorities

\*\* % registered based on population of 7.17 million, based on ONS 2011 census data

## Further information

Further information on potential donors after brain death (DBD) and potential donors after circulatory death (DCD) at the Trust are shown below, including a UK comparison.

Key numbers, rates and comparison with UK data, 1 April 2017 - 31 March 2018							
	DBD		DCD		Deceased donors		
	Trust	UK	Trust	UK	Trust	UK	
Patients meeting organ donation referral criteria <sup>1</sup>	14	1954	32	6281	45	7978	
Referred to Organ Donation Service	14	1929	31	5615	44	7302	
<i>Referral rate %</i>	<b>G</b> 100%	99%	<b>S</b> 97%	89%	<b>S</b> 98%	92%	
Neurological death tested	13	1676					
<i>Testing rate %</i>	<b>B</b> 93%	86%					
Eligible donors <sup>2</sup>	12	1582	25	4456	37	6038	
Family approached	12	1471	12	1858	24	3329	
Family approached and SNOD present	12	1394	11	1591	23	2985	
<i>% of approaches where SNOD present</i>	<b>G</b> 100%	95%	<b>B</b> 92%	86%	<b>B</b> 96%	90%	
Consent ascertained	9	1066	7	1115	16	2181	
<i>Consent rate %</i>	<b>B</b> 75%	72%	<b>B</b> 58%	60%	<b>B</b> 67%	66%	
Actual donors (PDA data)	9	955	5	613	14	1568	
<i>% of consented donors that became actual donors</i>	100%	90%	71%	55%	88%	72%	
<sup>1</sup> DBD - A patient with suspected neurological death DCD - A patient in whom imminent death is anticipated, ie a patient receiving assisted ventilation, a clinical decision to withdraw treatment has been made and death is anticipated within 4 hours							
<sup>2</sup> DBD - Death confirmed by neurological tests and no absolute contraindications to solid organ donation DCD - Imminent death anticipated and treatment withdrawn with no absolute contraindications to solid organ donation							
Note that a patient that meets both the referral criteria for DBD and DCD organ donation is featured in both the DBD and DCD data but will only be counted once in the deceased donors total							

**Gold** **Silver** **Bronze** **Amber** **Red**

For further information, including definitions, see the latest Potential Donor Audit report at [www.odt.nhs.uk/statistics-and-reports/potential-donor-audit/](http://www.odt.nhs.uk/statistics-and-reports/potential-donor-audit/)