

London Organ Donation Services Team

Taking Organ Transplantation to 2020

In 2017/18, from 260 consented donors the London Organ Donation Services Team facilitated 194 actual solid organ donors resulting in 474 patients receiving a life-saving or life-changing transplant.

In addition to the 194 proceeding donors there were 66 additional consented donors that did not proceed.

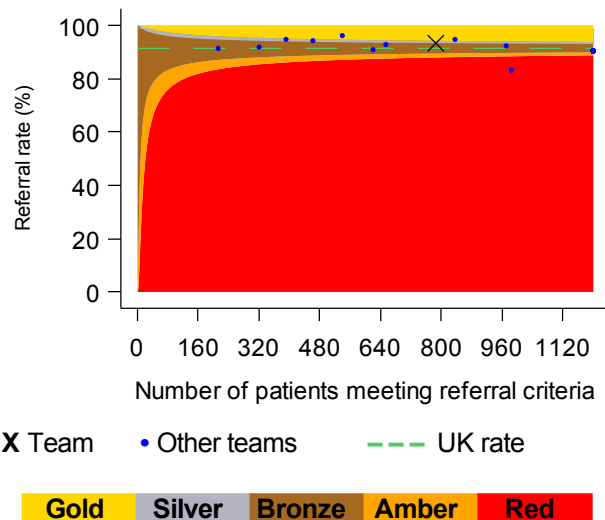
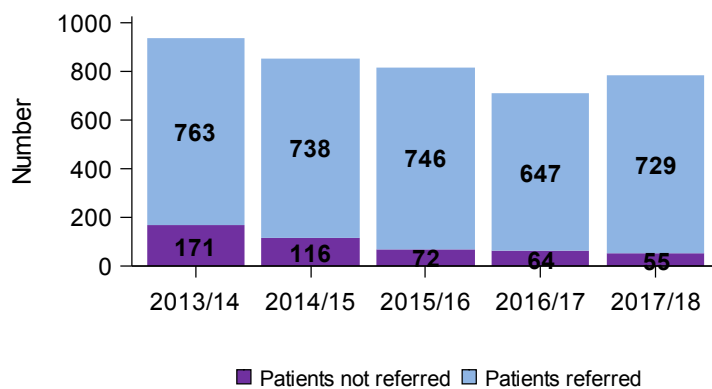
Best quality of care in organ donation

Referral of potential deceased organ donors

Goal: Every patient who meets the referral criteria should be identified and referred to NHS Blood and Transplant's Organ Donation Service

Aim: There should be no purple on the chart

Aim: The team (marked with a cross) should fall within Bronze, Silver, or Gold



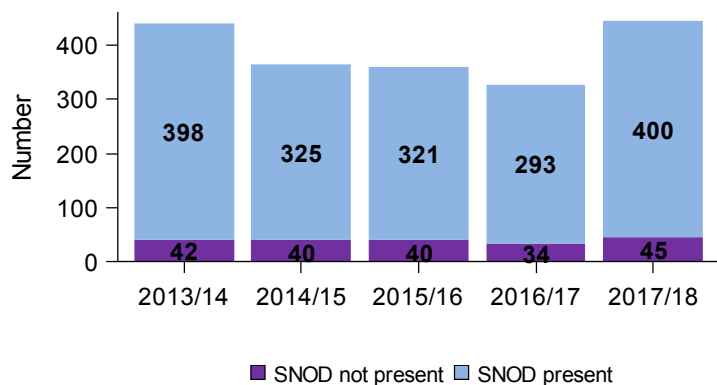
729 potential organ donors were referred to the team during 2017/18. There were 55 occasions where potential organ donors were not referred.

When compared with UK performance, the performance within the Trusts in the team was average (bronze) for referral of potential organ donors to NHS Blood and Transplant.

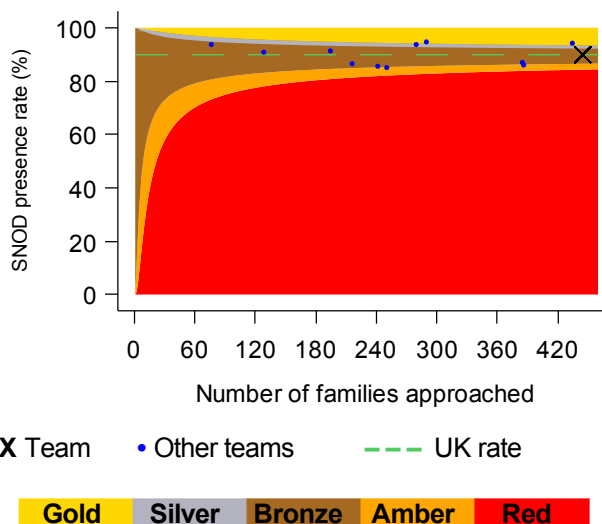
Presence of Specialist Nurse for Organ Donation

Goal: A Specialist Nurse for Organ Donation (SNOD) should be present during every organ donation discussion with families

Aim: There should be no purple on the chart



Aim: The team (marked with a cross) should fall within Bronze, Silver, or Gold



A SNOD was present for 400 organ donation discussions with families during 2017/18. There were 45 occasions where a SNOD was not present.

When compared with UK performance, the performance within the Trusts in the team was average (bronze) for SNOD presence when approaching families to discuss organ donation.

Further information

Further information on potential donors after brain death (DBD) and potential donors after circulatory death (DCD) within the region are shown below, including a UK comparison.

Key numbers, rates and comparison with UK data, 1 April 2017 - 31 March 2018						
	DBD		DCD		Deceased donors	
	London	UK	London	UK	London	UK
Patients meeting organ donation referral criteria ¹	338	1954	474	6281	784	7978
Referred to Organ Donation Service	335	1929	421	5615	729	7302
<i>Referral rate %</i>	B 99%	99%	B 89%	89%	B 93%	92%
Neurological death tested	313	1676				
<i>Testing rate %</i>	G 93%	86%				
Eligible donors ²	289	1582	339	4456	628	6038
Family approached	273	1471	172	1858	445	3329
Family approached and SNOD present	257	1394	143	1591	400	2985
<i>% of approaches where SNOD present</i>	B 94%	95%	B 83%	86%	B 90%	90%
Consent ascertained	162	1066	94	1115	256	2181
<i>Consent rate %</i>	R 59%	72%	B 55%	60%	R 58%	66%
Actual donors (PDA data)	141	955	46	613	187	1568
<i>% of consented donors that became actual donors</i>	87%	90%	49%	55%	73%	72%

¹ DBD - A patient with suspected neurological death
DCD - A patient in whom imminent death is anticipated, ie a patient receiving assisted ventilation, a clinical decision to withdraw treatment has been made and death is anticipated within 4 hours

² DBD - Death confirmed by neurological tests and no absolute contraindications to solid organ donation
DCD - Imminent death anticipated and treatment withdrawn with no absolute contraindications to solid organ donation

Note that a patient that meets both the referral criteria for DBD and DCD organ donation is featured in both the DBD and DCD data but will only be counted once in the deceased donors total

Gold **Silver** **Bronze** **Amber** **Red**

For further information, including definitions, see the latest Potential Donor Audit report at www.odt.nhs.uk/statistics-and-reports/potential-donor-audit/