

**NHS BLOOD AND TRANSPLANT
ORGAN DONATION AND TRANSPLANTATION DIRECTORATE**

LIVER ADVISORY GROUP

TRANSPLANT CENTRE DASHBOARDS

INTRODUCTION

- 1 NHSBT are keen to introduce more information about organ donation and transplantation that is accessible to the public. While there are many reports freely available on a public website (www.odt.nhs.uk), feedback is that many patients and members of the public do not find it easy to navigate and understand the wealth of information provided.
- 2 One of the aims is to have a simple summary for each transplant centre, with a small number of key metrics to help people understand some of the important information about transplantation and how a particular transplant centre compares with others. Such dashboards could either compare each centre with the national average, or perhaps compare with each of the other centres (where numbers of transplant centres permit).

METRICS

- 3 It is suggested that such a dashboard would constitute no more than 2 pages, be simple in presentation and be available electronically. It is suggested that the following metrics would be of interest, although clearly patient and lay input is required:
 - Transplant activity levels
 - Waiting list size
 - Waiting times to transplant (perhaps by blood group)
 - Organ offer decline rates
 - Outcomes from point of joining the transplant list
 - Post transplant outcomes

PRESENTATION

- 4 The way in which such information should be presented is key. It will be a balance in getting complex information across in a meaningful yet simple way. The appendices show two examples of how information can be presented. The first is our current Liver Transplant Dashboard. This is updated several times a year and sent to transplant centres to reflect an overall summary of their situation relative to other centres. There is an accompanying document which

explains each metric (not attached). The second example is a 4 –page document from the Scottish Govt which uses infographics, including a traffic light system, to illustrate some key metrics in organ and tissue donation and transplantation for Scotland.

- 5 It is anticipated that dashboards for transplant centres might be somewhat of a compromise between these two, but work is needed to develop ideas.


ACTION

- 6 At this stage members are asked for any comments about the proposal to introduce transplant centre dashboards for the public website and specifically any comments about the metrics that should be included. Any volunteers to get involved in the development of these reports will be very welcome.
- 7 It is anticipated that a draft of a new dashboard will be reviewed by this group at the next meeting.


Rachel Johnson
Statistics and Clinical Studies

March 2017

Appendix 1 – Liver Transplantation Dashboard Report




Appendix 2 – Report on Organ and Tissue Donation and Transplantation in Scotland



ORGAN AND TISSUE DONATION AND TRANSPLANTATION IN SCOTLAND

HOW ARE WE DOING?

REPORT 2015/2016



REFERRALS

Year	DCD	DBD
2012/13	271	197
2013/14	310	209
2014/15	333	213
2015/16	382	274

Since 2012/13 the number of referrals to the organ donation service has risen by 39%.

In 2015/16, the number of patients admitted to Intensive Care Units with head injuries causing death decreased by 13% compared with 2014/15. This resulted in a reduction in potential for donation after DBD.

Over the same period, the number of referrals for consideration of DCD increased by 30.5%.

The NHS Organ Donor Register must always be checked prior to speaking to a family about donation.

Acceptance criteria for organs changes frequently and can depend on how sick someone is on the waiting list. If in doubt, contact the Specialist Nurse for Organ Donation on 07659 594979.

AUTHORISATION

Year	Eligible Donors	Families Approached	Authorised Donors	Combined Rate (%)
2012/13	274	106	106	38.7%
2013/14	310	130	130	41.9%
2014/15	333	150	150	45.0%
2015/16	382	173	173	45.3%

The combined authorisation rate for DCD and DBD has increased from 38.7% in 2012/13 to 45.3% in 2015/16. While this is good news, the rate is lower than it was in 2013/14.

Scotland has set an ambitious target to increase authorisation rates to 85% (DCD) and 80% (DBD) by 2020. Unless there is a revolution in attitudes to organ donation, people waiting for a transplant will continue to die.

Authorisation rates are higher when Specialist Nurses for Organ Donation are involved in the family approach. They can be contacted 24/7 on 07659 594979.

Due to the increased number of referrals, more families than ever before were approached and went on to authorise donation, resulting in more organs being available for transplant.

DONORS

Year	DBD	DCD	Living
2012/13	165	38	71
2013/14	191	44	55
2014/15	179	34	61
2015/16	182	43	57

To be a deceased organ donor, an individual generally has to die in an intensive care unit (ICU). Only around 1% of all deaths in Scotland occur in circumstances that allow donation to proceed.

In 2015/16 fewer patients were diagnosed as brain stem dead in Scottish ICUs. Therefore the number of actual donors remained fairly static. This is despite the fact that this year saw the highest ever number of patients entering the donation process but, for a variety of clinical reasons many of them were unable to donate.

The number of living donors has remained relatively static for the last 3 years.

TRANSPLANTS

Year	Deceased Donor Transplants	Living Donor Transplants
2012/13	360	74
2013/14	425	63
2014/15	379	75
2015/16	415	84

Around 540 patients in Scotland are currently waiting for a transplant. The majority of these people (397) are waiting for a kidney.

Just under 2.3 million people in Scotland have joined the NHS Organ Donor Register, giving hope to those who are waiting for a transplant.

In 2015/16:

- 331 transplants were undertaken from deceased donors and 84 from living donors (kidney or liver lobe).
- 260 people received a kidney transplant – up from 212 in 2012/13. This means they no longer have to attend hospital for dialysis 3 times per week or undertake another form of renal replacement therapy.

In the past 10 years, more than 500 people in Scotland have become living kidney donors. Almost half of all kidney transplants now come from living donors, which is great news because living donations can lead to better results for patients.

TISSUE DONATION - REFERRALS

Year	DCNPP	Successful
2012/13	160	95
2013/14	130	77
2014/15	103	65
2015/16	166	108

Tissue donation after death includes the potential of donating life-saving heart valves and skin and life-enhancing tendons and corneas. There is an unmet clinical demand for some tissue in Scotland.

Unlike organ donation, tissue donation can take place up to 48 hours after death.

Tissue donor referrals dropped to 103 referrals in 2014/15. With increasing awareness of the importance of tissue donation, in 2015/16 there were 166 referrals to the tissue donation service – a 61% increase.

There is always a Tissue Donor Co-ordinator on call in Scotland and they are happy to provide donation advice to Healthcare Professionals. They can be contacted 24/7 on 07659 107029.

TISSUE DONATION - DONORS

Year	Tissue Only Donors	Tissues Donors post Organ Donation
2012/13	65	29
2013/14	53	38
2014/15	43	29
2015/16	48	19

Tissue donors may be tissue-only donors or they may have also donated organs. As tissue donation can take place up to 48 hours after death, tissue donation may be possible in some patients where organ donation is not.

Following a year on year drop in tissue donor numbers since 2012/13, numbers are increasing with a 12% increase in 2015/16 compared to the previous year.

The 48 tissue donors in 2015/16 donated 76 heart valves and 100 tendons between them. Each tissue donor has the potential to help several patients.

For more detailed information please visit the DBOT statistics page for annual activity reports www.organdonation.nhs.uk/statistics